

The Knock-Out Criteria for Rare Earth Element Deposits: Cutting the Wheat from the Chaff

Knocking Out Misleading Statements in the Rare Earth Space

By Stephan Bogner (Dipl. Kfm., FH)

Including Interview & Discussion with Geologist Darren L. Smith (M.Sc.), P.Geol.,
Project Manager with Dahrouge Geological Consulting Ltd.



Commerce Resources Corp.'s Project Camp on the Eldor Property in Quebec, Canada

The Knock-Out Criteria for Rare Earth Element Deposits: Cutting the Wheat from the Chaff

Published on December 23, 2013; among others by Resourceinvestor.com and Seekingalpha.com

There are many aspects to the success of a rare earth element (REE) deposit being developed into a mine. Yet the question arises: Why are so many REE projects not put into production while standing still with “robust” economic studies?

John Kaiser of Kaiser Research Online argues that there are 3 deal breakers when assessing the quality of a REE deposit: 1) rock value; 2) tonnage footprint; 3) distribution of metals. **Does any of that include cutting the wheat from the chaff a.k.a. metallurgy?**

Chinese refineries process mineral concentrate feeds of +30% TREO with +60% recoveries, and so this is what they are looking for. Consider that!

With REE deposits, it all comes down to acid consumption; typically the largest cost. Less material means less acid, which means less deleterious elements into solution, which means less cost to deal with that solution, and less complications throughout the process. The ability to produce a saleable mineral concentrate is paramount for REE companies aiming at developing their deposit into a mine.

However, finding public disclosure details on mineral concentrates is difficult or impossible in the REE sector as most tip toe around it. An obvious reason for this is the complexities in making a concentrate which meets the criteria of a refinery. It is often the case that only part of the information is disclosed, so that the reader cannot fully assess its significance.

In April 2013, Avalon Rare Metals Inc. [published](#) a “positive” feasibility study on its Nechalacho Deposit in Canada’s Northwest Territories. A few days ago, Avalon [announced](#) that it is yielding improved recoveries for both the concentrator and hydrometallurgical plant at around 80% compared to 42% in the April 2013 FS. However, the feed grade and final mineral concentrate grade has never been disclosed, and the mass pull reported is unclear whether it is design criteria or actual test result. **The silver bullet question: Why?**

The costs of the Nechalacho Project stand at \$1.5 billion. Avalon’s CEO, Don Bubar, recently [moaned](#):

“Raising capital is the biggest challenge. We need to find customers and have them enter into off take agreements before we can secure project financing.”

Jay Currie, who interviewed Don, explains one side:

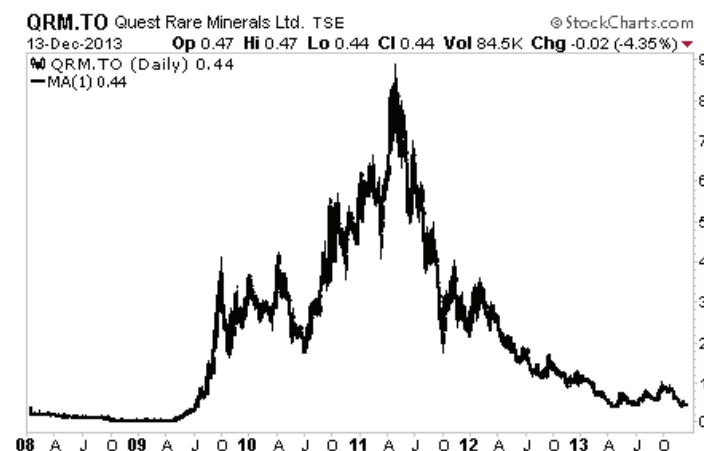
“Part of that challenge is that none of the 15 rare earths have ready markets in the same way as iron or coal do.”

The other part of that challenge must be that Avalon produces such a low quality concentrate that it does not disclose a word on it?

Back in 2009, John Kaiser’s evaluations of Quest Rare Minerals Ltd.’s Strange Lake Deposit helped to put the company on many investors’ radar; for example: “An astonishing rock value of US\$304/ton for those samples Quest plucked from the main outcrop of the Strange Lake Deposit.”

Since then, the company “successfully” defined Strange Lake as “the world’s largest HREE resource” (according to the company) with 4.4 million tons of rare earth oxides out of which 1.6 million tons are HREE (Heavy Rare Earth Elements are the rarest form of rare earth oxides). Strange Lake’s HREE, as a percentage of total rare earth is also one of the industry highest at 40%. The 2013 pre-feasibility study (PFS) shows “robust” economics, such as an IRR of 26% and a NPV of \$1.9 billion (both pre-tax; unlevered with a 10% discount rate).

So what happened despite such “fantastic” fundamentals?



Like many other REE projects, Strange Lake is located in northern Canada. In order to get their material to the port at Voisey Bay, Quest must build a 170 km long road. Following that, it is their stated plan to ship their deposit to the processing facility in Becancour which is some 2,000 km away, down the Atlantic coast.



The entire deposit is to be put in containers and transported with trucks and ships for 2,200 km?

Yes, [according](#) to the company and no matter how strange this quest may sound to you: “The PFS results are based on **whole-ore**, to be mined at Strange Lake, trucked to the Labrador port facility, and then shipped...” In earnest, Quest plans to feed its hydrometallurgical plant (that costs half of the \$2.6 billion in total project construction costs) not with a concentrate but with whole ore. Consider that!

Cutting the wheat from the chaff

In terms of being economic in the REE sector, ultimately you want to produce the highest grade mineral concentrate you can, because then you reduce the amount of material that then will go into solution and you will need to transport less material to where the acid is. Typically, it is the amount of material you plan to dissolve in acid that decides if a REE project is truly robust. Acid is expensive, and it is this question of the amount of mineral concentrate being dissolved in the acid where investors should focus when assessing if a REE project is feasible.

Traditionally, it is a 2-staged process:

Stage 1: Reducing the waste rock (i.e. producing a mineral concentrate on site). The company that can reduce its waste rock the greatest is going to have the least amount of material going into the next stage.

Stage 2: The solution stage (i.e. dissolving the mineral concentrate in acid). This is where the costly acid comes into play. It is important to understand that eventually any company can dissolve their entire ore body (“whole ore”) with acid, but it is the amount of acid required that is the key to success. That’s exactly where the buck stops.

Commerce Resources Corp. (TSX.V: CCE) recently [disclosed](#) a significant update on metallurgical work from their Ashram REE Project in Quebec. The results outline a breakthrough and are likely to become the world’s best metallurgy for a major REE project in development. Darren Smith, P.Geol., Project Geologist with [Dahrouge Geological Consulting Ltd.](#) put together the chart on the next page comparing the mineral concentrates of various REE projects worldwide.

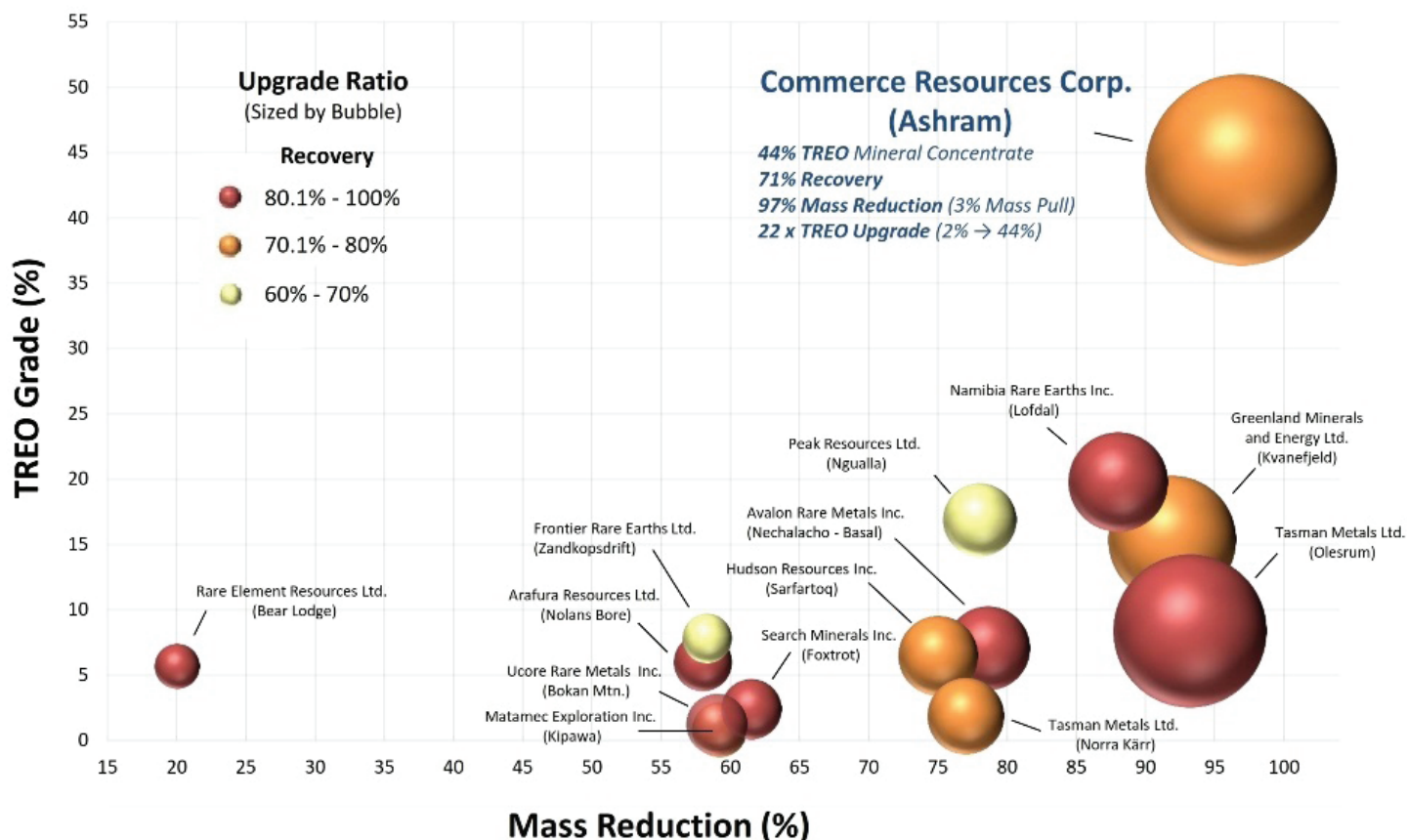
Remember that refiners want mineral concentrates with +30% TREO along with +60% recoveries? Consider that again now and see that there is only one project with a better than 30% mineral concentrate!

With a TREO grade of 44%, Commerce can produce the highest grade concentrate of all major REE projects in development. That is 3 times higher than the next closest competitor. Of equal importance, Commerce is capable of reducing Ashram’s mass by 97%, which means that 97% of the deposit is waste rock and Commerce can strip that out (on site!). Ultimately, Commerce only needs to put into solution 3% of the ore body (instead of 100% like Quest). Initial indications are that the process to do so is inexpensive.

Avalon mentions a mass pull but it remains unclear if it is an actual test result or rather a design criteria. At the end of the day, Avalon seems capable of only producing a 7-8% concentrate, so there is still substantial waste in their mineral concentrate they would need to process.

Importantly, Commerce uses a hydrochloric (HCl) acid leach to create this concentrate achieving an additional 50% mass loss with it along with a 100% recovery and a more than doubling of the grade. And Commerce does so with a relatively small amount of acid (stage 1) that in turn reduces further the acid consumption to get the REE into solution at the refinery (stage 2). This is achieved with a very simple process as well.

RARE EARTH MINERAL CONCENTRATE COMPARISON



Quest Rare Minerals Ltd. (B Zone) – PFS, released Oct 2013, details whole ore as direct feed to hydromet with no mineral concentrate produced

All information sourced from each company's public filings

Source: Dahrouge Geological Consulting Ltd.

In terms of economics, REE companies must bring their material, commonly a mineral concentrate, to a hydro-metallurgical plant ("refinery") for final extraction of the REE, because this is typically cheaper than transporting the acid to where the ore is. For example, if Quest wants to transport 1,000,000 tons of rock to the processing plant some +2,000 km away: If Commerce was to extract the same amount, they would only need to transport 30,000 tons of material to the refinery. That's a big difference. The CAPEX for Commerce's Ashram Project is relatively low with less than \$800 million as per their 2012 Preliminary Economic Assessment (PEA) – however, given the latest breakthrough in metallurgy, the construction and transportation costs could be substantially reduced.

So if Commerce has succeeded in producing a formidable mineral concentrate, then shouldn't others be able to do the same now? No, because as we have learned

from John Kaiser, each REE deposit is unique in terms of geology and mineralogy. The REE in Commerce's Ashram Deposit are hosted by the most favorable REE carrying minerals in the world – namely bastnaesite, monazite and xenotime (which historically have been processed commercially!). These host minerals are the reason why the company is in a position to achieve such outstanding metallurgical results.

To complete the overall picture, somewhat sketched by Kaiser, of a REE deposit becoming a deal breaker or company maker, consider that Commerce's Ashram MHREO has a fairly "astonishing" rock value of \$634/ton, whereas Strange Lake's Granite yields \$399/ton. Quest has more tons but at lower grade than Commerce, thus Quest has less contained tons. Why is Commerce trading at 6 cents and Quest at 50 cents? Because the market doesn't get it (yet). Consider that as fortunate!

To build on, we recently interviewed Darren Smith (P.Geol.) of Dahrouge Geological Consulting Ltd. and Project Manager for Commerce Resources Corp. regarding the recent news from the Ashram Deposit:

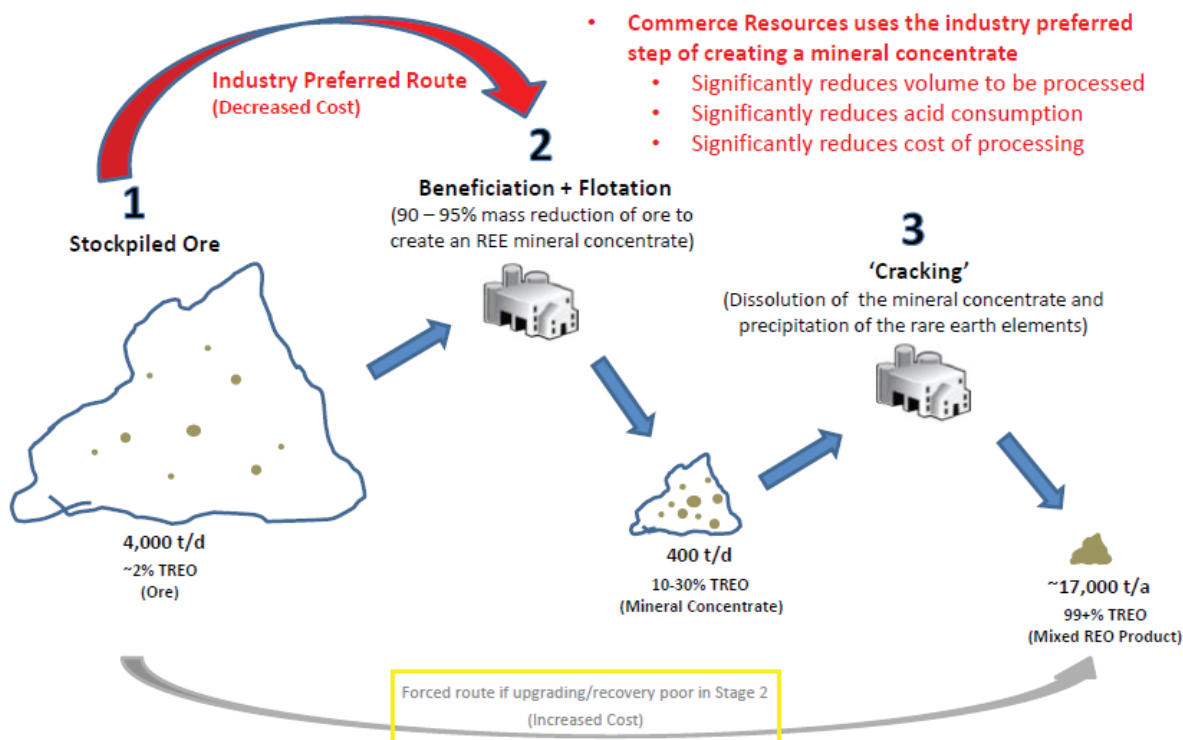
Rockstone: How significant is the news of December 4th for Commerce Resources?

Darren Smith: Very. To my knowledge, this is one of the highest grade mineral concentrates, if not the highest, produced for any developing rare earth project. Further it has a recovery that is very favorable. Most RE deposits would target 60-70% recovery at this stage. This is our best result to date in terms of TREO grade and recovery and follow our anticipated flowsheet route that is now clearly taking shape. The focus is on improving the recoveries further as we do not now find it difficult to create high grade mineral concentrates. Further we produce a fluorite concentrate with no added effort or cost since it's all part of the process to recover the rare earths. If the economic evaluation in the PFS is positive for that as a by-product it would be a great addition to the cash flow and still one that we do not need to rely on as noted

in the PEA (economics of a fluorite concentrate is not included in the PEA).

Typically the largest OPEX cost for a rare earth project is the mineral processing and subsequent hydromet. The fundamental way to reduce this cost, for any project, is to create a mineral concentrate (see below illustration). This drastically reduces all downstream costs and simply put, you process less material to get your end-product. You make the process much simpler as you have less unwanted elements to deal with downstream. Therefore the importance of a mineral concentrate cannot be stated strongly enough. So essentially, all companies prefer to create a mineral concentrate first before sending the material to hydromet where the mineral concentrate is dissolved to get the REEs out. If not, you dissolve your whole ore!.. which you never want to hear as this implies processing a lot of unwanted material. For a mineral concentrate you want to get the highest recovery of rare earths into the smallest amount of mass. This can be seen through nearly all the producing rare earth companies as they nearly all produce a mineral concentrate before further processing.

Significance of a Mineral Concentrate



*Ore refers to rare earth mineralized material above the cut-off grade defined in the current resource and does not imply economic value in the context of commercial mining

Source: Dahrouge Geological Consulting Ltd.

The typical basic target I have heard from producers is 30%+ TREO for a mineral concentrate. Lynas, Mountain Pass, and many China deposits (non-ionic clay deposits) create mineral concentrates of at least 30% TREO. And if you look around, some of these companies are producing successfully. This is the same historically as can be seen in placer deposits for example that were economic due to their ability to easily produce a mineral concentrate.

Rockstone: How does Commerce compare to the rest of the REE peers in respect to metallurgy?

Darren Smith: We are at the top of the pack for deposits in development, which puts our deposit at the top of the pack as well, I would argue. This is because of our three main rare earth minerals that essentially process with the same conventional techniques (monazite, bastnaesite, xenotime). These three minerals have all been historically processed before, meaning we can rely on well-known techniques and do not have to re-invent the wheel if you will. Further, these three minerals contain more REEs in their structure than any other rare earth minerals on the planet (>60% REO). So if you can create a mineral concentrate of only those three minerals it would have >60% REO as a grade. This leaves Commerce with still much from for improvement. The flip side is it limits the potential for many of our peers. Eudialyte for example may contain only 7-10% REO in its structure. So the best mineral concentrate grade that can ever be achieved if that is your only rare earth mineral is 10% REO! That is far from 30%. For heavy deposits, the best mineral you can have is xenotime. I don't know any geologist that would disagree with that – there is nothing that comes close to comparing. So, basically, all rare earth companies wish they had simple, well-understood mineralogy with xenotime. Commerce has this and is why we can create such high grade mineral concentrates.

Rockstone: How important is the mineralogy for these REE deposits moving forward?

Darren Smith: It is everything. The only worse thing is having too little tonnage as then nothing matters. A big reason other companies have trouble with metallurgy is that they have many rare earth minerals that contribute to the overall grade. Therefore, they are forced to get them all out. Commerce has only three main minerals but they all process very similarly so they essentially act as one mineral. Other companies may have greater than 10 REE minerals to deal with. These minerals have never been commercially processed before and they do not process the same. So it is a true nightmare sometimes

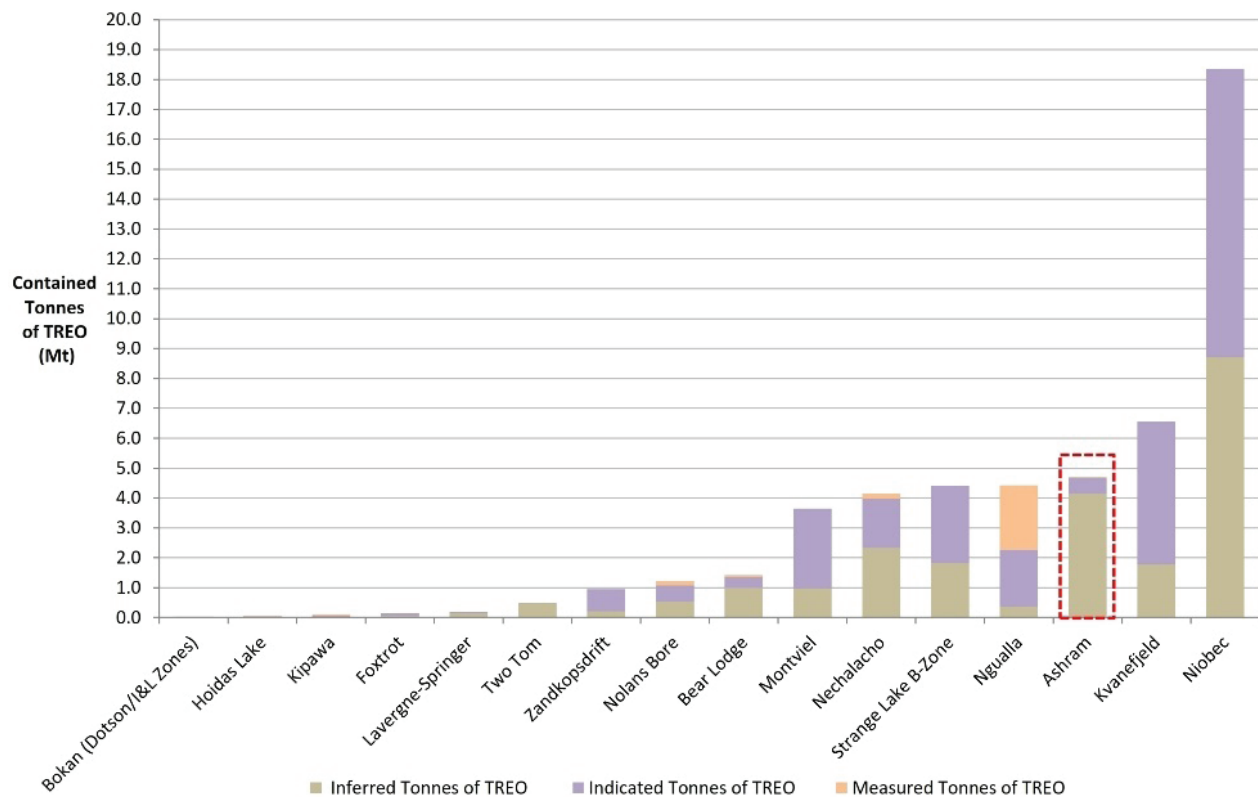
and if solvable, requires very complicated processing and metallurgy, and thus, exacerbates costs. If you can't create a mineral concentrate you will process more material downstream, this will not only increase your OPEX, but also your CAPEX as you require larger facilities and more equipment to process all that unwanted material. Only four rare earth minerals have ever been historically processed (monazite, bastnaesite, xenotime, and loparite) so if you are looking for a rare earth deposit, you target one with those four minerals as it would be expected their metallurgy will be far superior to those with minerals that have never been historically processed.

Rockstone: How important is it to be able to produce a high quality concentrate?

Darren Smith: Via other points. It is paramount to cost reduction downstream. It is the cheapest and most effective method of getting to an end-product.



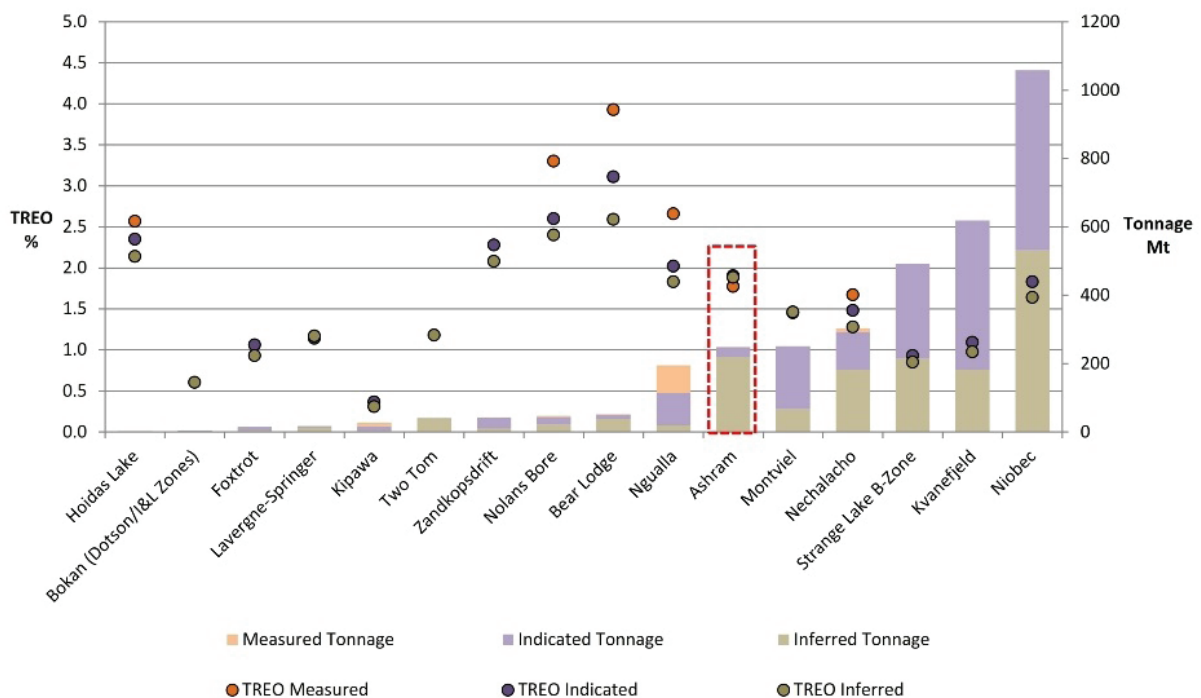
Contained REO by Deposit (Outside Asia)



Source: Corporate media and applicable standards of disclosure

Source: Dahrouge Geological Consulting Ltd.

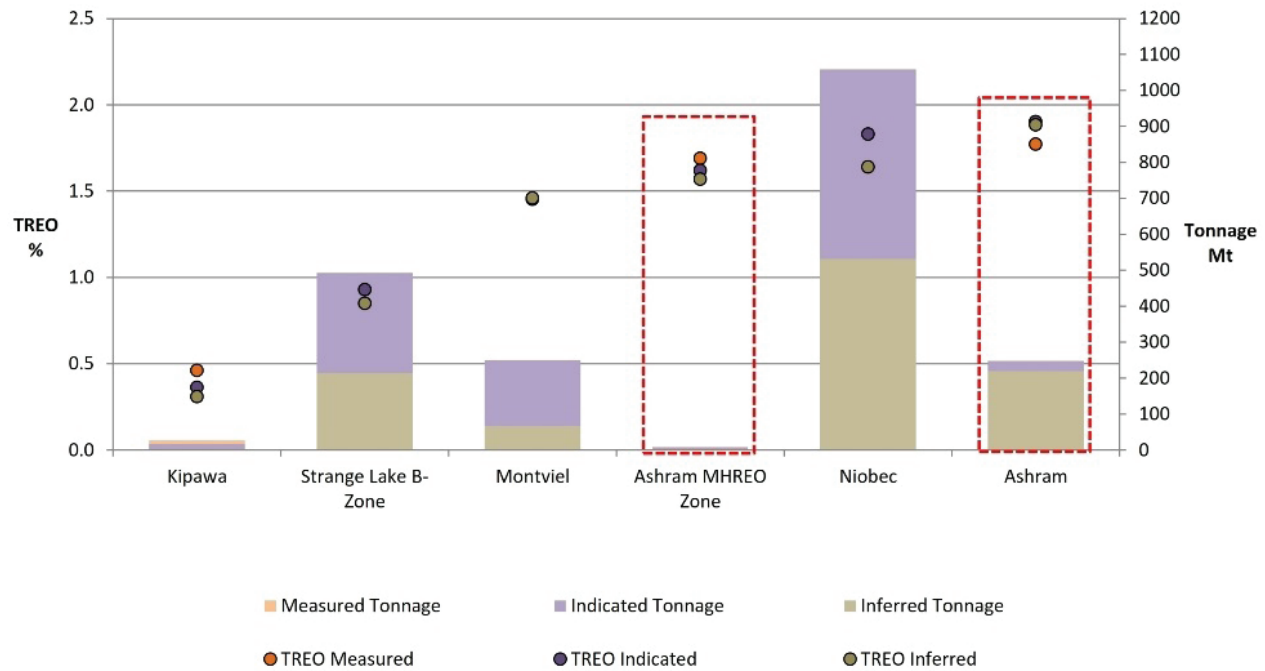
Tonnage and Grade by Deposit (Outside Asia)



Source: Corporate media and applicable standards of disclosure

Source: Dahrouge Geological Consulting Ltd.

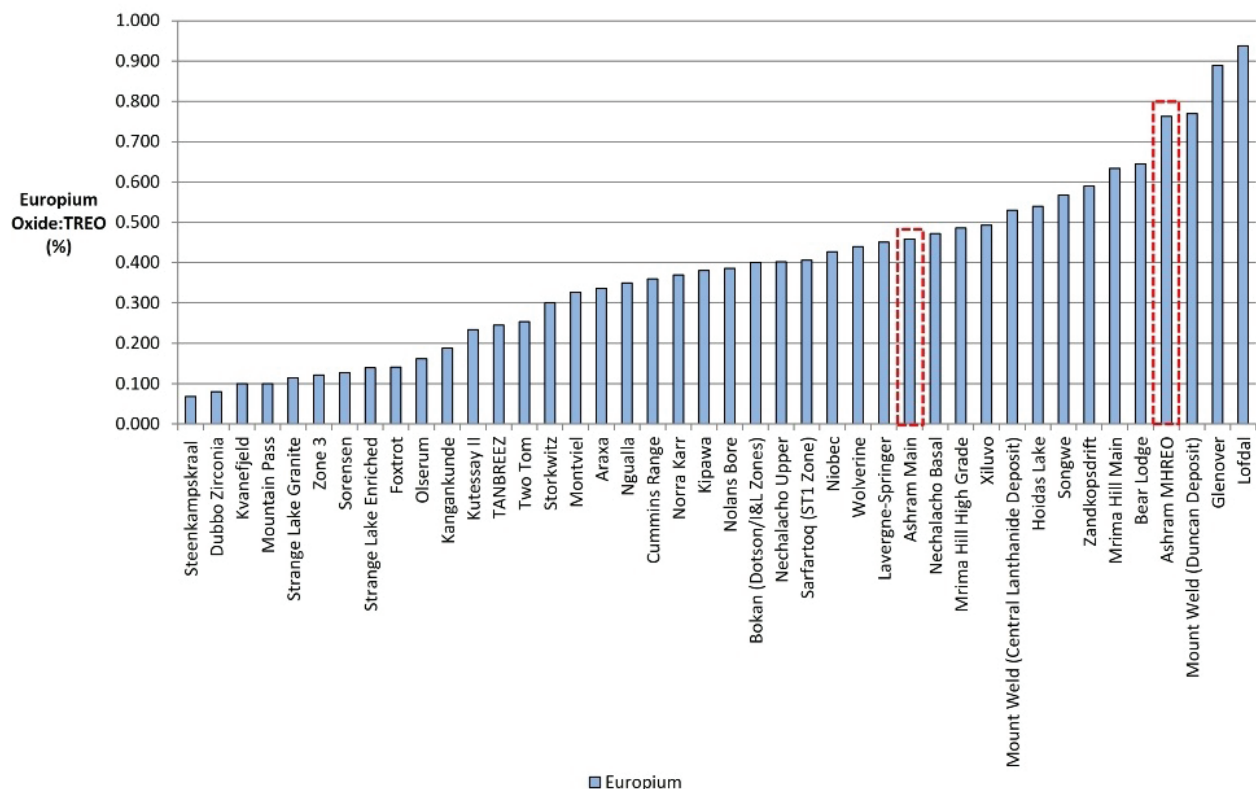
Tonnage and Grade by Deposit (Québec)



Source: Corporate media and applicable standards of disclosure

Source: Dahrouge Geological Consulting Ltd.

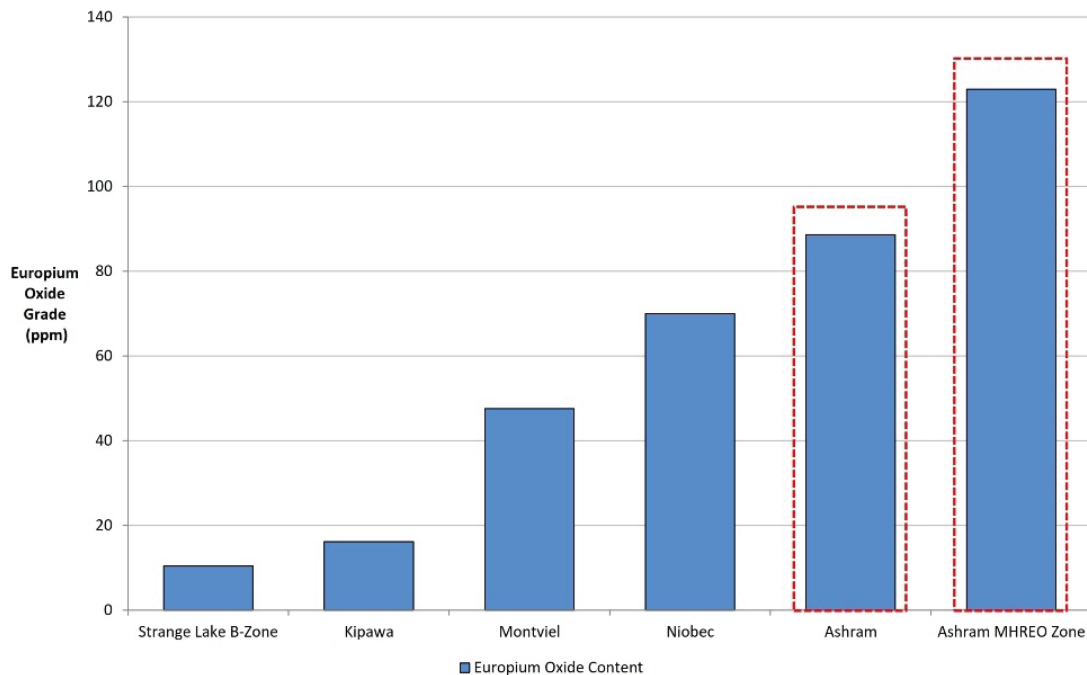
Europium Distribution by Deposit (outside Asia)



Source: Technology Metals Research April 2013

Source: Dahrouge Geological Consulting Ltd.

Europium Grade by Deposit (Québec)



Source: Corporate media and applicable standards of disclosure

Source: Dahrouge Geological Consulting Ltd.

Knocking Out Misleading Statements in the Rare Earth Space

Published on January 17, 2014; among others by Resourceinvestor.com and Seekingalpha.com

Following up on our last article *"The Knock-Out Criteria for REE deposits"*, there were several comments that were noted from our readers, so I took the opportunity to discuss these with Darren L. Smith, M.Sc., P.Geol., of Dahrouge Geological Consulting Ltd. In Germany, people were even discussing emails that they received from companies that were mentioned in the article. No matter whether these are legit, or legitimately published, they make a good case for discussion nonetheless.

Hence, consider the comments from investors and company representatives, as well as the responses below, as general statements of the rare earth element (REE) space. I present these in an effort to better place and compare these deposits in context for investors; and further, to understand why I am a supporter of Commerce Resources Corp. and its Ashram Deposit as being a serious contender in the REE space.

"The article is full of inaccuracies, outdated references and misinformation."

Anyone confronted with such a statement would very much like to know specifically the inaccuracies, outdated references, and misinformation that are being referred to. If specifics are not given, then such a statement is difficult to respond to. My best recommendation would be to read the article again, and this time with a more open mind. If such a statement as per above is made, it must be backed up with specifics or it is likely unwarranted and without merit (i.e. poor sportsmanship).

If any company feels the article is full of inaccuracies, outdated references, and misinformation, (I assume towards HREE companies) then please contact me and inform me of the specifics in order to be able to address. However, to the author's knowledge, the information contained in the article *"The Knock-Out Criteria for REE Deposits"* is **accurate, current, and discussed in a clear and fair manner, with all data presented available in the public domain**. In addition, Dahrouge Geological Consulting Ltd. has extensive experience in mineral exploration and development with many notable discoveries

to their credit, including the Ashram Rare Earth Deposit. Further, Darren L. Smith is a well-known Professional Geologist with significant experience in the REE space. Mr. Smith's interview is based on his considerable experience and knowledge of the REE space, and his comments should be noted as such.

“Discussing TREO grade without a breakdown of the contained light and heavy rare earth components is misleading information. In this case, only 7% of the total REEs in this deposit are medium or heavy REEs, while lanthanum and cerium (for which there is little or no demand for new supply) comprise 72% of the TREO.”

For those that are not aware, REE distribution (i.e. the “breakdown” referred to in the comment) is the proportion of each REE relative to all the REEs combined (15 total elements, La through Lu + Y). Often companies with an REE distribution more weighted in the HREEs are considered to have a more favorable REE distribution. This is somewhat of a misleading statement itself as neodymium (Nd) and europium (Eu), light and middle REEs respectively, are also in high demand and short supply, with neodymium specifically having a larger market than all the HREEs combined! I will discuss this further a bit later in this article.

One may expect this sort of comment from HREE plays. It is sometimes the only thing they can promote on as most other REE companies do not have what they have, namely an REE distribution more weighted in the valuable high demand and short supply HREEs; terbium (Tb), dysprosium (Dy), and yttrium (Y). **The article “The Knock-Out Criteria for REE Deposits” was absolutely not misleading by not discussing mineral distribution in detail.** Here is why:

Anyone could make the same argument on jurisdiction, CAPEX, OPEX, native issues (social acceptability), logistics, by-products/co-products etc. The previous article was not focusing the discussion on distribution, or any other project aspect for that matter, but on **metallurgy**. This is because too often cost of metallurgical recovery is ignored by the HREE companies when discussing their projects as it is inherently the most difficult aspect nearly every time. A discussion on metallurgy does not require an equal discussion on REE distribution. Quest Rare Metals Ltd. (Quest) and Avalon Rare Metals Inc. (Avalon) were mentioned because both are very well-known in the REE space for having poor mineralogy/metallurgy, yet both are often cited as the “most advanced”

deposits in development. **The article was solely focusing on economics – pure and simple - from a metallurgical point of view. At the end of day, the REE distribution is irrelevant if one cannot get the commodity (REEs) out of the rock!** That is the point.

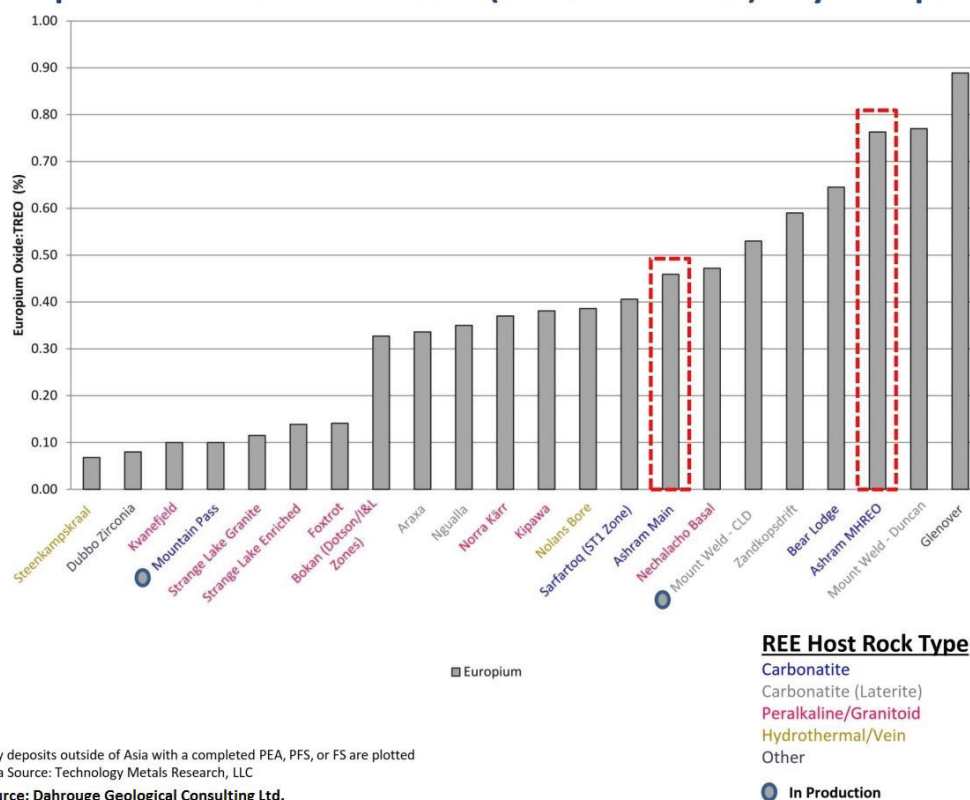
Further, I would like to note that a typical granite rock, for which you may have as a countertop, may have a better distribution than most HREE deposits, albeit its grade is trace. Thus, in my opinion, it would be very misleading to discuss REE distribution without mentioning grade specifically because those two factors are intimately intertwined. To this effect, you may notice how many HREE deposits rarely discuss grade when discussing REE distribution; because they occupy the lower grade spectrum in the REE space.

Lastly, I consider the comments on supply/demand the pot calling the kettle black. Only three HREEs have ready markets, that being terbium (Tb), dysprosium (Dy), and yttrium (Y). The remaining five (Er, Ho, Tm, Yb, and Lu) have very tiny markets in comparison and may not sell for some time after being processed, if at all. For these reasons, those five elements are typically not included in an economic evaluation; however, many HREE companies will include several (or all) of them for some reason. I expect it is because they have more appreciable amounts than an LREE company; however, if the market is not there for these elements, it is not there. Therefore, assigning these five HREEs a value in an economic assessment may be “wishful thinking”, and certainly not a conservative approach.

Further, **europium (Eu) is not an HREE** and any HREE company that is claiming they have appreciable amounts is in error. Europium is preferentially removed from granitic hosted HREE deposits (dominant HREE deposit host rock type) due to the chemical composition of the magma and mechanisms involved that form such deposits. This is done through a process of substitution whereby Eu²⁺ will substitute for Ca²⁺ in the early forming feldspar minerals (plagioclase) during solidification of the magma; thus, removing Eu from the magma that still contains all the other REEs in their normal proportions. The remaining magma then solidifies, containing far less Eu, which is expressed as a ‘negative europium anomaly’ in relation to the other un-affected REEs. Therefore, most **HREE deposits are depleted in this highest priced, critical element** (e.g. Avalon – Nechalacho Deposit, Quest – B Zone Deposit, Ucore – Bokan Mountain Deposit, Tasman – Norra Kärr Deposit, Matamec - Kipawa Deposit etc.). This process does not occur during the formation of car-

bonatites as feldspar is very rare in that source magma, and thus, those deposits maintain their levels of europium throughout their formation (e.g. Commerce – Ashram Deposit). In fact, in terms of europium, **Commerce’s MHREO Zone (part of the Ashram Deposit) hosts among the best grade and distribution (relative to the other REEs) in the world.** See below chart on europium REE distribution as listed by [Technology Metals Research](#):

Europium Distribution (% of TREO) by Deposit



However, all this being said, let’s discuss this comment in a bit more detail.

To fully discuss distribution, one needs to discuss the critical rare earth oxides (CREOs); neodymium (Nd), europium (Eu), terbium (Tb), dysprosium (Dy), and yttrium (Y). That is, the REEs in the shortest supply relative to demand. Simply put, the more promising REE deposits will have the highest percentage of the CREOs, and ideally a well-balanced distribution among them (the CREOs) to act as a hedge against inevitable price fluctuations of any of the individual elements.

As alluded to above, many people will tell you that HREE deposits are essentially a “two trick pony”. That mean-

ing, these deposits are relatively enriched in dysprosium (Dy) and yttrium (Y), and maybe appreciable terbium (Tb), but very little of the other critical REEs. Thus, if you own an HREE deposit, you are likely going to be held hostage to just three REEs and their respective markets and price fluctuations. The Norra Karr Deposit (Tasman Metals Ltd.) and the Kipawa Deposit (Matamec Exploration Inc.) are good examples as both are essen-

tially dysprosium-yttrium deposits, with low TREO grade, and potentially a zirconium (Zr) by-product/co-product. Thus, if the dysprosium or yttrium price drops they may have considerable difficulty remaining economic. These deposits basically lack the hedge that a well-balanced distribution would give them. It’s like putting your entire stock portfolio into gold and then trying to survive when the gold price plummets. Whereas, if you diversified into financials, uranium, utilities, oil, and gold for example, your portfolio would be much healthier and would be able to sustain a price drop in any one sector while the other sectors keep you financially healthy.

This same hedge argument cannot be extended to by-products like tantalum and niobium that many HREE deposits host. This is because those products require an entirely different circuit/flowsheet of processing and metallurgy than the REEs, since they dominantly reside in non-REE minerals. Zirconium may reside in an REE mineral (e.g. eudialyte); however, once freed into solution, it must be separated from the REEs resulting in an additional flowsheet scenario.

Alternatively, when one processes for REEs, you get all of them since they all occur in the same mineral, and thus, all the CREEs cost essentially the same to process whether you get one out of the rock, or all of them out.

Consider Avalon as a good example:

Avalon arguably must rely on credits from niobium, tantalum, and zirconium to remain economic. Co-products such as these complicate the metallurgical flowsheet and the subsequent economic picture, and if their prices were to drop significantly it may have serious implications for the company.

Further, I would like to note here Commerce's recent comments regarding a potential high-grade fluorite concentrate product it may produce in addition to the REE products (see news release dated December 4th, 2013). This fluorite concentrate (a near acid-spar grade of 94% CaF₂) does not require any additional processing to produce as it is part of the same flowsheet used to concentrate the REE minerals. The ability to create such a product with solid supply/demand metrics, without any additional cost to the REE mineral processing flowsheet, is a highly advantageous hedge to REE price fluctuations.

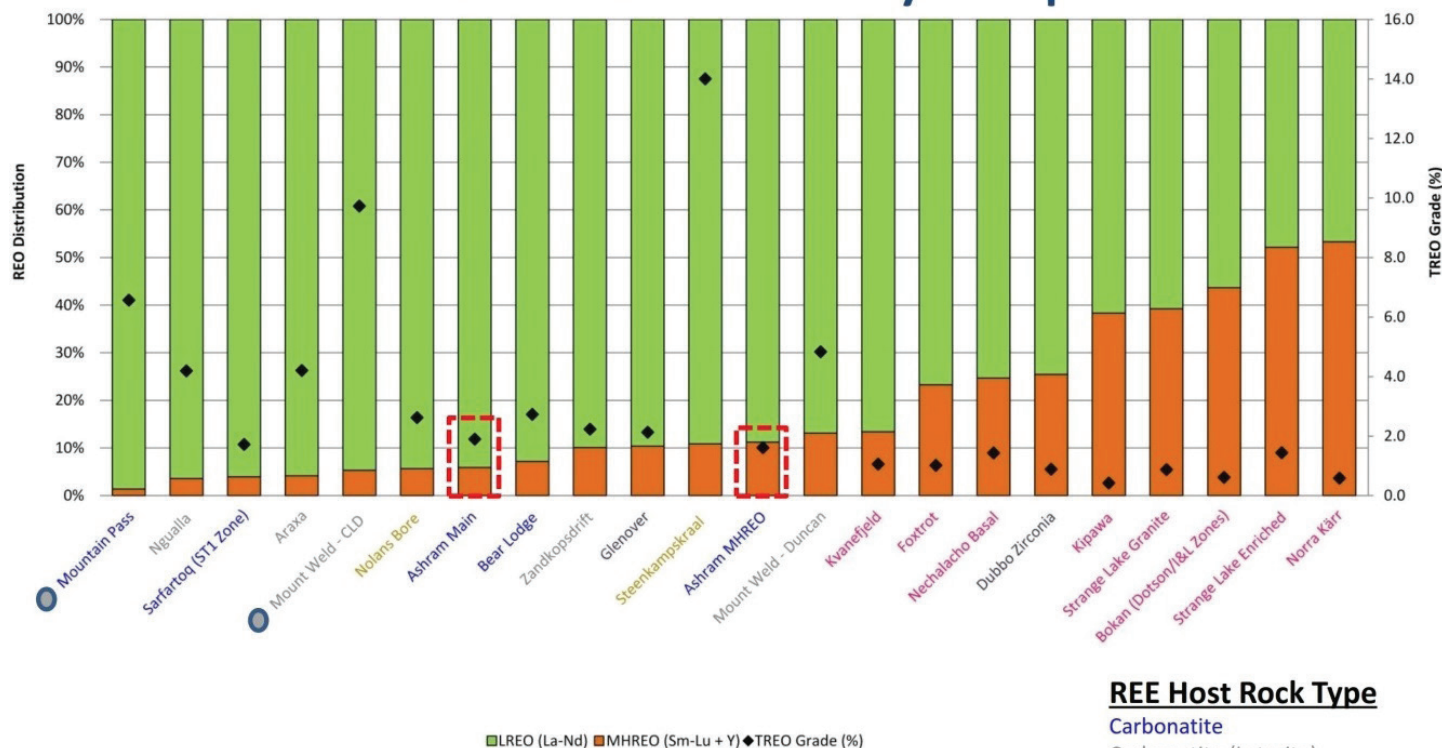
Commerce does not claim to be an HREE deposit; however, they are also not a pure LREE deposit as the comment infers. Commerce is in the middle of the pack, boasting a well-balanced distribution, namely appreciable amounts of all the CREOs (Nd, Eu, Tb, Dy, and Y).

Hence, Commerce is not held hostage to only a couple of the more valuable REEs. So, if the dysprosium price drops, for example, Commerce has a much better chance of staying economic thanks to the fundamentals of the other CREOs.

Even this being said, Commerce's Ashram MHREO Zone boasts a higher dysprosium grade (155 ppm Dy₂O₃ measured + indicated resources) than Matamec's Kipawa Deposit Mineral Reserves (147 ppm Dy₂O₃), a well-known HREE deposit.

Charts outlining REE distribution with TREO grade, as well as CREO deposit grades, as noted by [Technology Metals Research](#), are shown below:

REE Distribution by Deposit



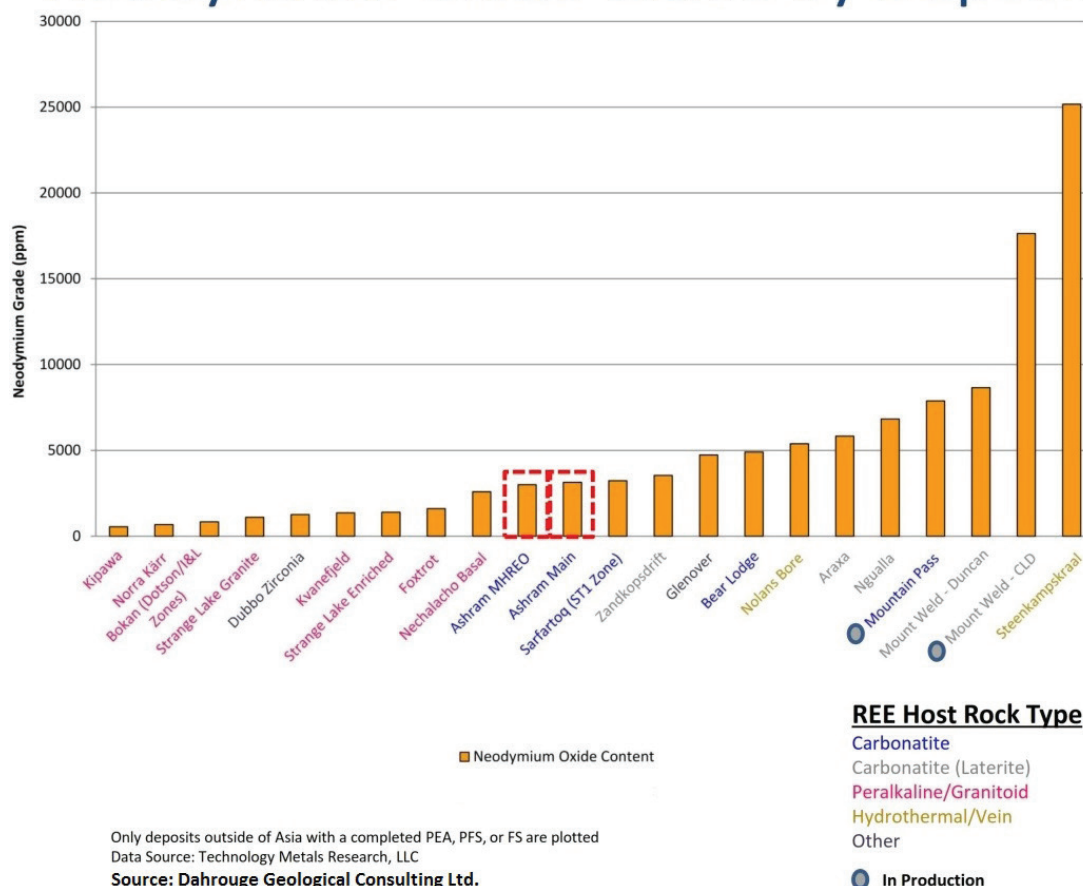
Only deposits outside of Asia with a completed PEA, PFS, or FS are plotted
Data Source: Technology Metals Research, LLC
Source: Dahrouge Geological Consulting Ltd.

REE Host Rock Type

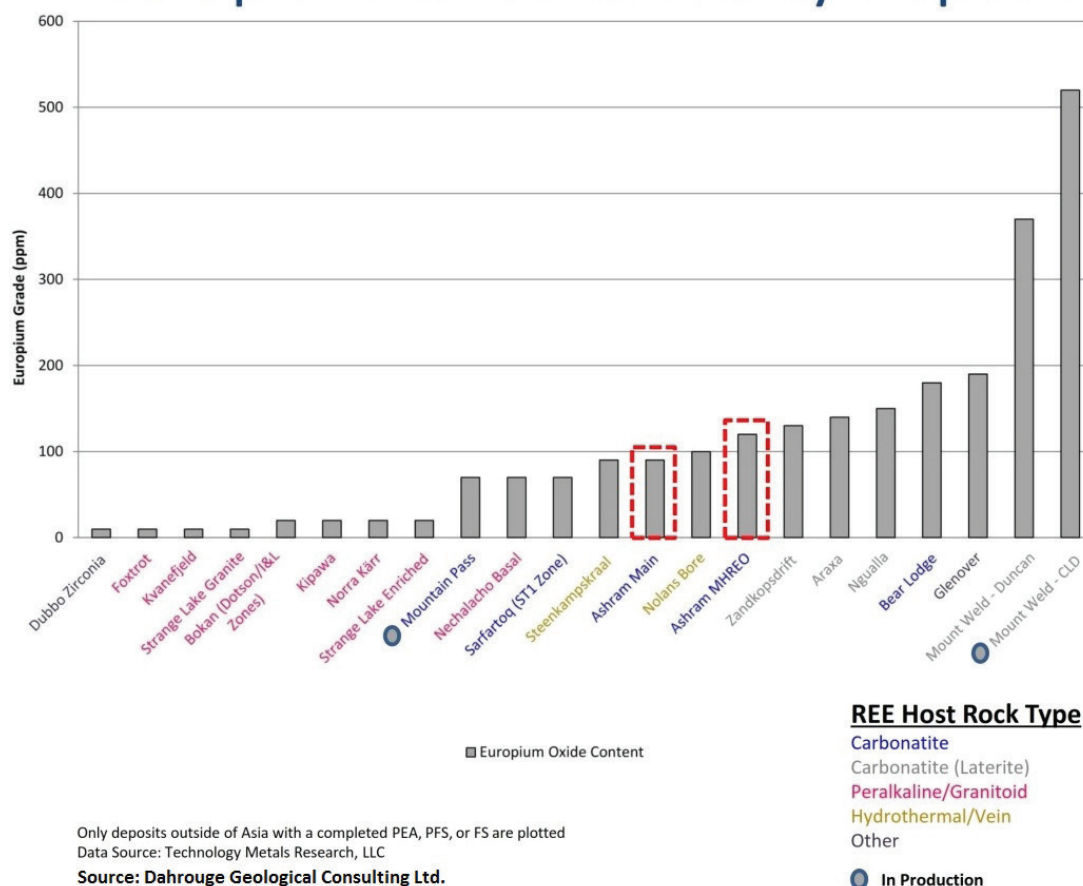
Carbonatite
Carbonatite (Laterite)
Peralkaline/Granitoid
Hydrothermal/Vein
Other

● In Production

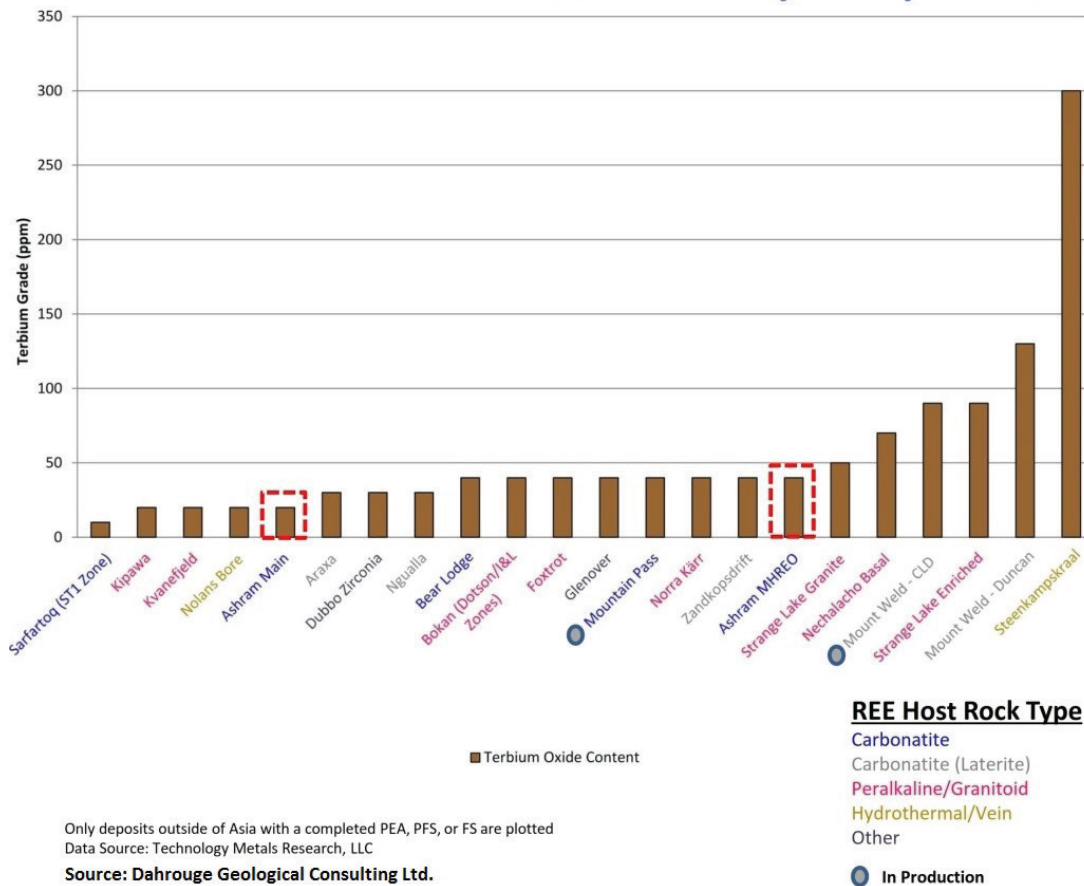
Neodymium Oxide Grade by Deposit



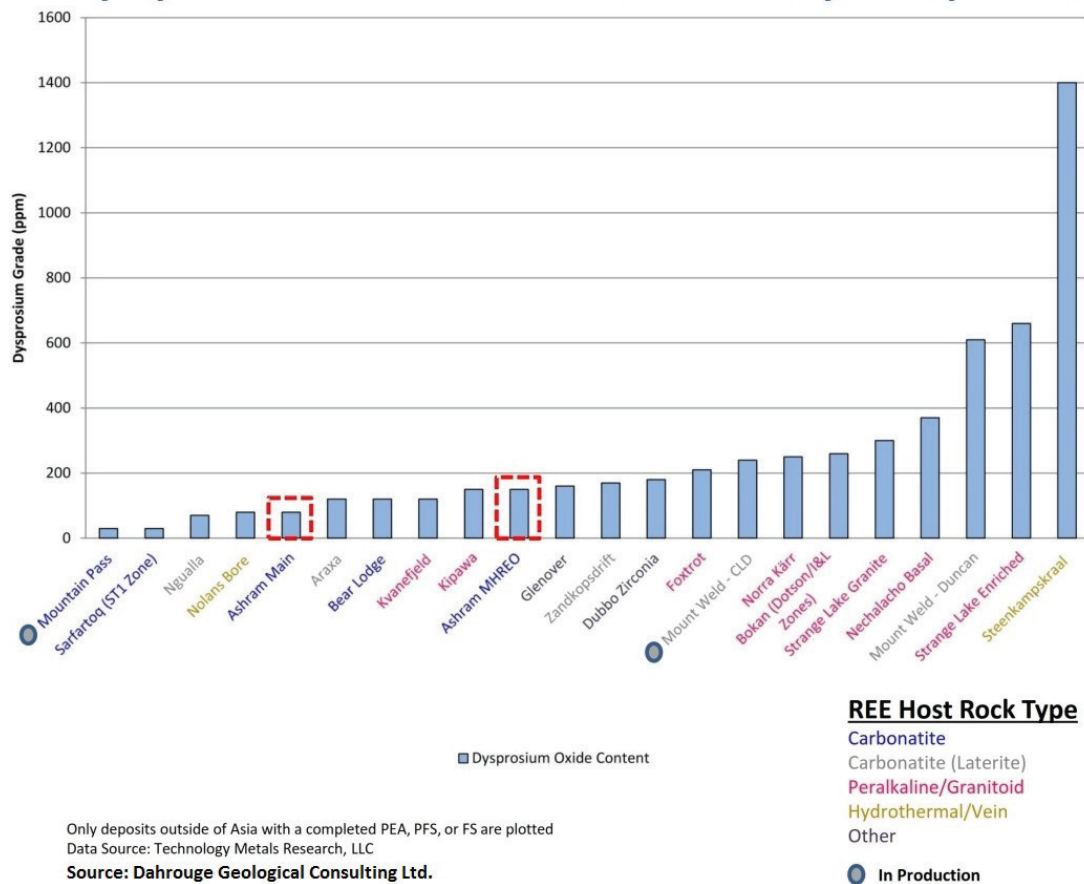
Europium Oxide Grade by Deposit



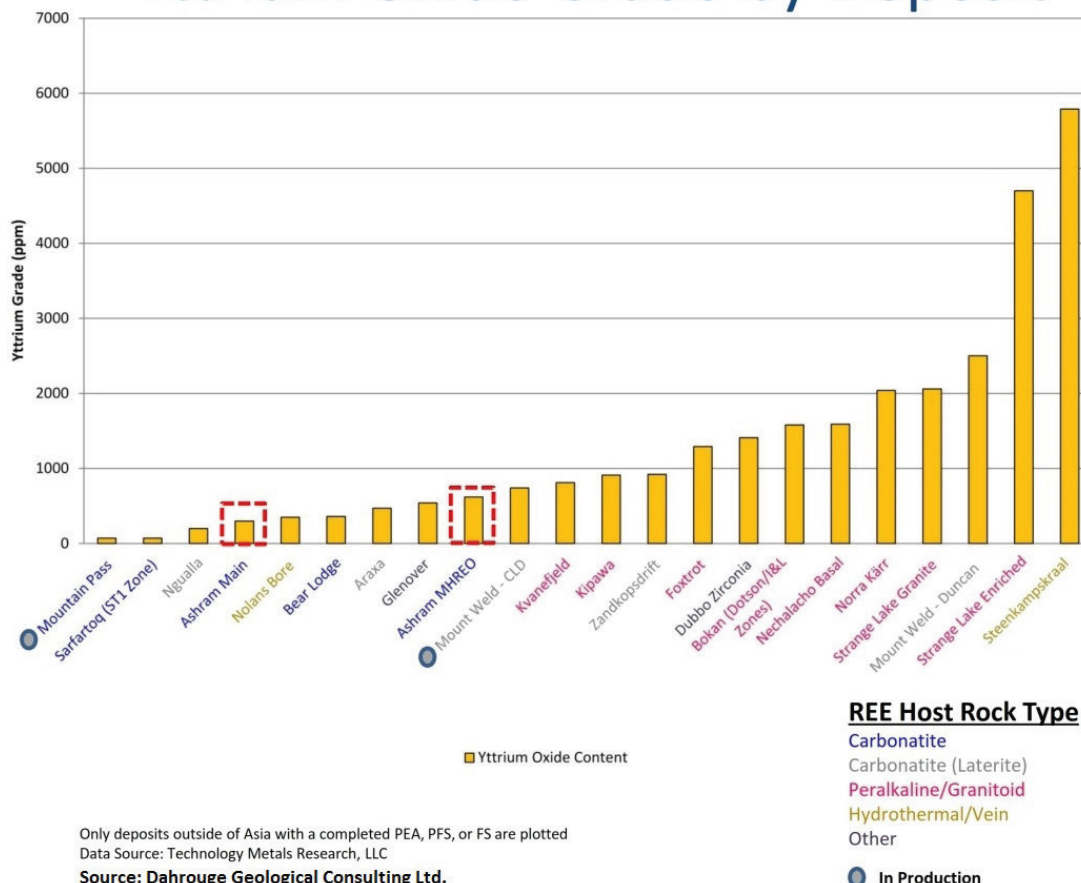
Terbium Oxide Grade by Deposit



Dysprosium Oxide Grade by Deposit



Yttrium Oxide Grade by Deposit



Avalon's Nechalacho Deposit does boast a REE deposit with a very respectable REE distribution with appreciable amounts of the CREEs. They sit typically between Ashram MHREO and deposits like B Zone, Kipawa, and Norra Kärr (see chart above). However, Nechalacho's economics have a significantly high CAPEX and OPEX, a direct result of complex mineralogy and metallurgy, and as discussed in the previous article: metallurgy is what will typically make or break a REE project's economics.

So, with respect to Avalon's Nechalacho Deposit and Quest's B Zone, and all the other HREE deposits for that matter, having a respectable distribution is a great thing, but that does not make you the best deposit out there or very economic for that matter either. **The cost of metallurgical recovery is absolutely essential in the REE space, and without it, REE distribution means nothing.**

So the point is: you can have the best REE distribution in the world, but if you don't have the grade, tonnage, and the crucial mineralogy/metallurgy, it is irrelevant.

Case in point is Matamec (Kipawa Deposit), Ucore (Bokan Mountain Deposit), and Namibia (Lofdal Deposit), all of which are HREE deposits that have very limited tonnage and/or grade, and thus, limited mine-life and/or higher OPEX. Quest and Avalon have the tonnage and a good REE distribution; however, they suffer from complicated mineralogy/metallurgy, and thus, are facing much difficulty on the road to production resulting in exacerbated costs and a higher potential to result in failure.

So at the end of the day, what REE company should someone invest in?

I would argue this should be one with a **well-balanced distribution** (over all five of the CREEs) so they can weather price fluctuations better, because REE supply and demand is a constant flux over the life of a mine. Also, I would look for companies with **sufficient tonnage** so that the typical high CAPEX can make sense, as well as one with **mineralogy/metallurgy that is simple and demonstrated** so that management does not need to tiptoe

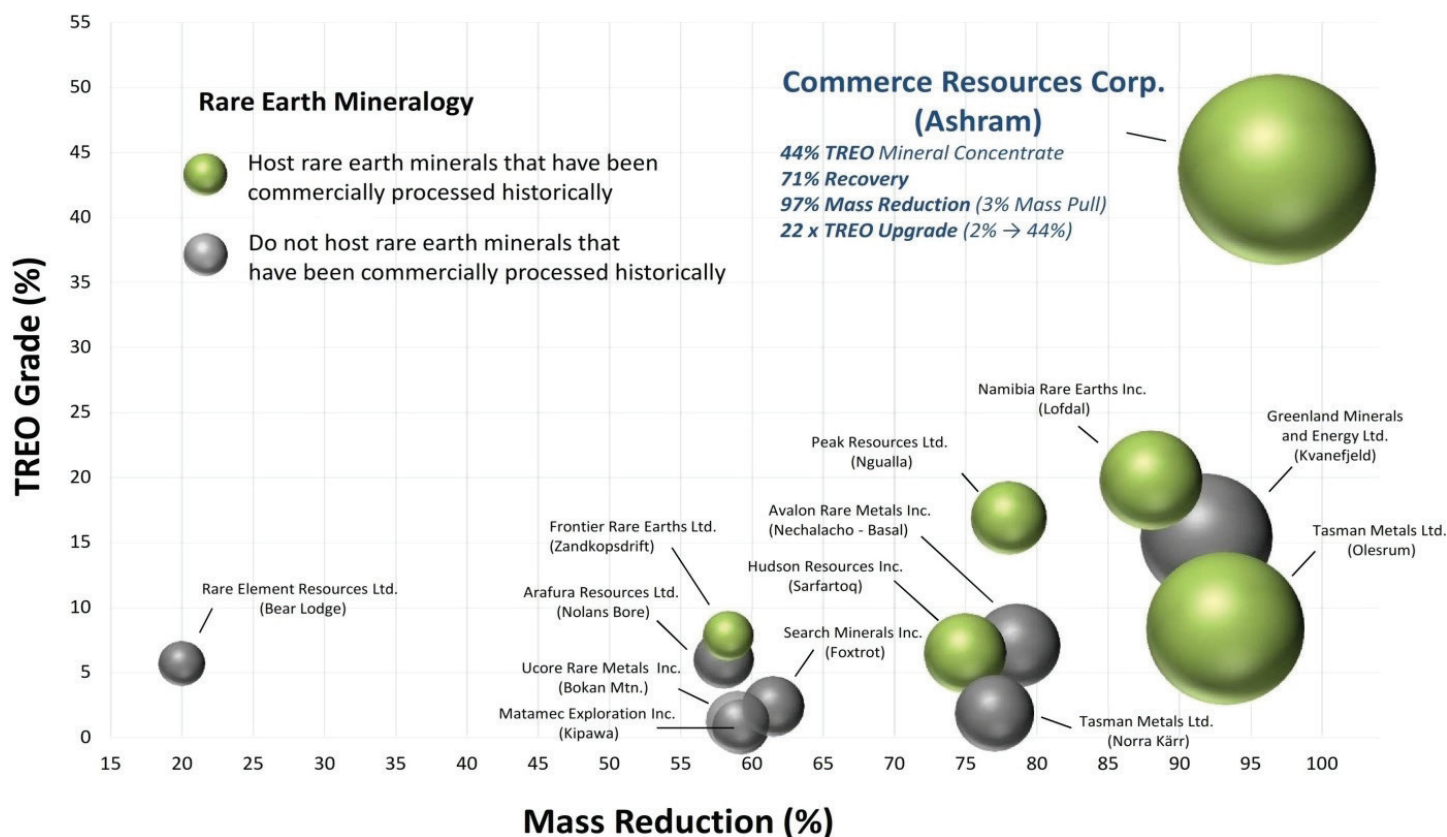
around for a decade updating Preliminary Economic Assessments (PEA), Pre-Feasibility Studies (PFS), and Feasibility Studies (FS). Moreover, if I am betting on a REE deposit to be put into production, I am looking for one with rock types and **REE minerals that have been commercially processed historically**, given how mineralogy/metallurgy can make or break development. Commerce boasts all of these aforementioned attributes, placing it at the forefront in its peer group.

As stated in the previous article, only four REE minerals have ever been commercially processed; monazite, bastnaesite, xenotime, and loparite. Below is the Mineral Concentrate Comparison Chart edited to highlight those deposits hosting minerals that have been commercially processed historically. As becomes clearly evident, those deposits that host REE minerals that have been commercially processed historically have an inherent metallurgical advantage over those that do not:

“At 1.9% TREO, it is very low-grade for a light REE dominant deposit. For comparison, Molycorp’s Mountain Pass Deposit, with a similar light to heavy distribution, has a grade of over 9% TREO.”

Such a statement is quite outdated and incorrect. Firstly, Molycorp’s Mountain Pass Deposit is ~6.6% TREO, not 9% as commented, yet it is still among the highest grade deposits in the world. Further, Commerce’s Ashram Deposit has a higher grade than Mountain Pass for three out of the five CREOs (Eu, Dy, and Y) and nearly equal for terbium. Second, the world’s +5% TREO deposits have all been discovered as recent exploration strongly indicates, totaling less than 10 overall in the world it would appear. A quick review of the REE space makes this quite apparent with any deposits over 3% a rarity, and very LREE enriched. Therefore, consider 2-3% as the new high-grade. Moreover, read the previous article again and find out how grade becomes irrelevant when you can easily upgrade to a mineral concentrate of +40% TREO, as Commerce does. This is how low-grade beach sands were able to be mined economically.

RARE EARTH MINERAL CONCENTRATE COMPARISON



Quest Rare Minerals Ltd. (B Zone) – PFS, released Oct 2013, details whole ore as direct feed to hydromet with no mineral concentrate produced

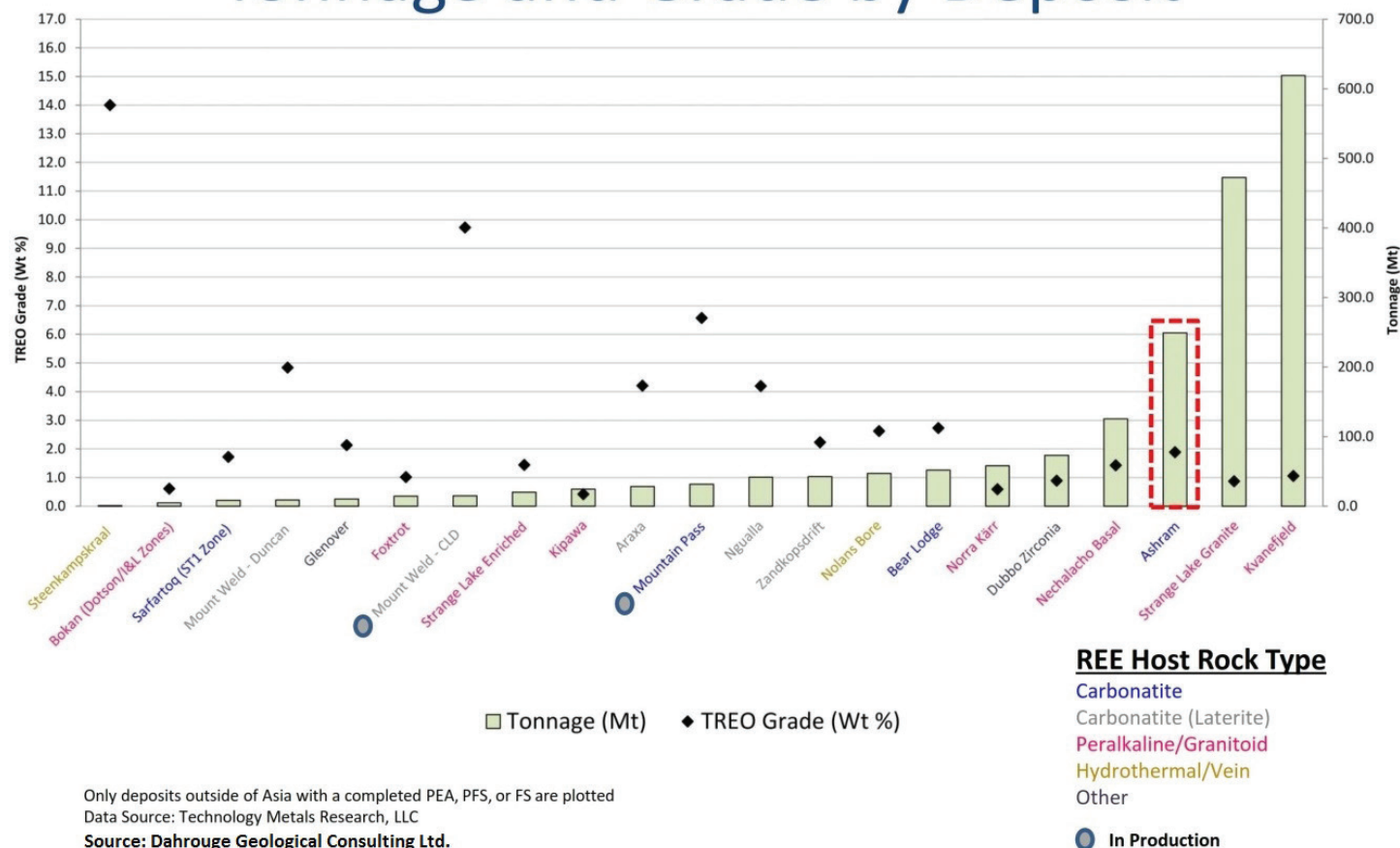
All information sourced from each company’s public filings

Source: Dahrouge Geological Consulting Ltd.

The Ashram Deposit has a very respectable grade relative to its peers, and is higher than its well-known HREE peers. Commerce actually has one of the highest grades of the large tonnage, advanced stage REE deposits in development. This is illustrated in the chart below, as noted by [Technology Metals Research](#):

lation to each other. There is only one carbonatite hosted REE deposit to the right of Ashram MHREO, that being the lateritic Mount Weld - Duncan Deposit. This is very significant as nearly all REE deposits in production or that have historically produced, that are not beach sands or ion-absorbed clays, are **carbonatite**.

Tonnage and Grade by Deposit



Regarding the comment on the REE distribution of Commerce's Ashram Deposit being similar to Molycorp's Mountain Pass Deposit, this is simply not true. Commerce does **not** have a similar REE distribution to Molycorp, as **Commerce is much more HREE enriched in comparison**. Ashram's MHREO Zone has 11.2% middle+heavy REE, while Mountain Pass has 1.4%. This means Ashram is **eight** times higher than Mountain Pass in this regard, for that particular zone, and still five times higher based on total resource. **For carbonatite hosted deposits, Ashram MHREO has one of the best REE distributions in the world.** This is due to the highly unusual presence of xenotime, the most preferred HREE mineral on the planet.

Take a look at the above chart on REE distribution and note the position of Mountain Pass and Ashram MHREO deposits in re-

"The construction of a REE project is not cheap. Companies within the rare earth sector, even as they graduate from Preliminary Economic Assessment phase, to Pre-Feasibility Study, are finding out that this is an expensive proposition. Avalon was the first rare earth company to complete a Feasibility Study, so they are aware of the costs, and are taking steps to either reduce costs, further increase the profitability, or both. The other rare earth companies are still far behind and have much to learn yet."

According to my understanding, Commerce is no newbie to the REE space and has put together and developed a team that get the game. It is all about costs and that

is the fundamental point of our last article. PEAs commonly underestimate costs and Commerce identified early that simple metallurgy is the best manner to keep them in check going forward. The previous article had two main points: **1) a mineral concentrate is the best means of reducing downstream costs; 2) Commerce can make among the best – if not the best – mineral concentrate of all REE deposits in development.** Commerce knows, and has known since having started in the REE space, that the best way to cut those costs is front-end concentration to a mineral concentrate. Comments like the above go straight to the notion that such companies tiptoe around their complicated mineralogy/metallurgy. My impression is Commerce understands costs very well and it is why they focus their efforts on metallurgy. Same applies for the producers Molycorp and Lynas, both of which generate mineral concentrates well in excess of 30% TREO for their operations.

Simply put, Avalon's costs are high because their mineralogy is complex and metallurgy difficult, they will be mining underground as opposed to open-pit, and are choosing to produce separated oxides. Basically, this means Avalon's costs are likely to be high at every stage of the game and they will have much difficulty in getting around it based on their FS. Alternatively, **Commerce has simple mineralogy, excellent metallurgy, open-pit with very low strip-ratio (I believe industry lowest strip-ratio), and is advancing to a simple end-product of mixed REO, or partial separation.** I bet that their PFS results will be pleasantly surprising.

"Avalon's discussions with prospective customers are on-going. As you may know, Avalon has several Memorandums of Understanding with end-users. Is/as/when these discussions advance to Off-Take Agreements, the results will be announced.

Those Off-Take Agreements are an important condition for financing. As well, the equity markets are challenging for all resource companies at this time. Fortunately, Avalon was well-financed to advance to where it is today – the most advanced predominantly heavy rare earth project in development outside of China – with a completed Feasibility Study, Environmental Assessment approval, and Government approval in place, allowing it to proceed to the permitting stage."

First of all, a Memorandum of Understanding (MOU) means nothing if not binding. With public exploration and development companies, it is typically used as a marketing technique to keep shareholders more or less

up-to-date, and thus, somewhat happy by hinting of a possible future Off-Take Agreement. However, until an Off-Take Agreement is announced, it does not exist. One of Avalon's MOUs (see Avalon news release dated January 29th, 2013) was on its Enriched Zirconium Concentrate (EZC) product which at that time included Ta, Nb, and some REE. However, with the new metallurgical process, Avalon produces a zirconium sulphate product and not an EZC (see Avalon news release dated December 12th, 2013). Thus, that particular MOU seems a little outdated now, I would argue.

If a company holds MOUs for long time and no material developments can be seen in that respect, you better take yourself to the other side of the table: the party, who signed a MOU with the exploration and development company, is eagerly waiting on metallurgy results for comfort. The longer it takes, the more displeased a potential off-taker becomes, eventually pulling out (this circumstance commonly results in negative effects on the share price of an REE company). So, in essence, announcing an MOU prematurely can do more harm than good.

To this notion, Avalon's metallurgical process is not finalized and still undergoing radical changes as seen from their recent news releases. This means they may very well be required to complete another economic update. Additionally, the company started talking about moving the hydromet plant from Pine Point to another locality – right after the FS was released. Avalon had an updated PFS and they look like they will have to do an updated FS as well. The current FS costs \$60 million mind you. Good thing the company has the money to keep spending on it, and during this period of "delay-tactics" as some shareholders have commented already. If a company is so well financed, you may ask yourself why they are not farther along with more certainty, especially in their metallurgy.

"There is no ready market for a REE mineral concentrate outside of China, especially a radioactive one (which any xenotime-rich resource would be)."

This is an irrelevant comment. Commerce is not selling a mineral concentrate, but using it as a feed for their hydromet plant in order for them to produce simple REE products that do have markets. The above statement indicates a lack of understanding.

Firstly: yes, xenotime can have thorium, and thus, be radioactive. Our bodies are naturally radioactive remember. However, no one (with any knowledge of the [REE industry](#)) would ever knock a deposit for hosting xeno-

time. Such a statement loses all credibility for the speaker. Xenotime is the one REE mineral that all companies wish they had. It is the best HREE bearing mineral on the planet. No one has ever claimed Commerce to be xenotime-rich. They simply have enough that it matters.

Secondly: every hard rock REE deposit has some appreciable levels of radioactivity (U or Th) as those elements are typically concentrated with the REEs. Avalon, Quest, Ucore etc. are no different. More importantly, it is largely irrelevant due to Commerce's simple mineralogy. Commerce will not sell a product with thorium (Th) in it as they are processing their mineral concentrate themselves in their hydromet plant and removing the thorium during that process, in the end selling thorium-free products. Further, they demonstrated early on in their metallurgical work that they can remove all the thorium. Note that the uranium content of the Ashram Deposit is nil.

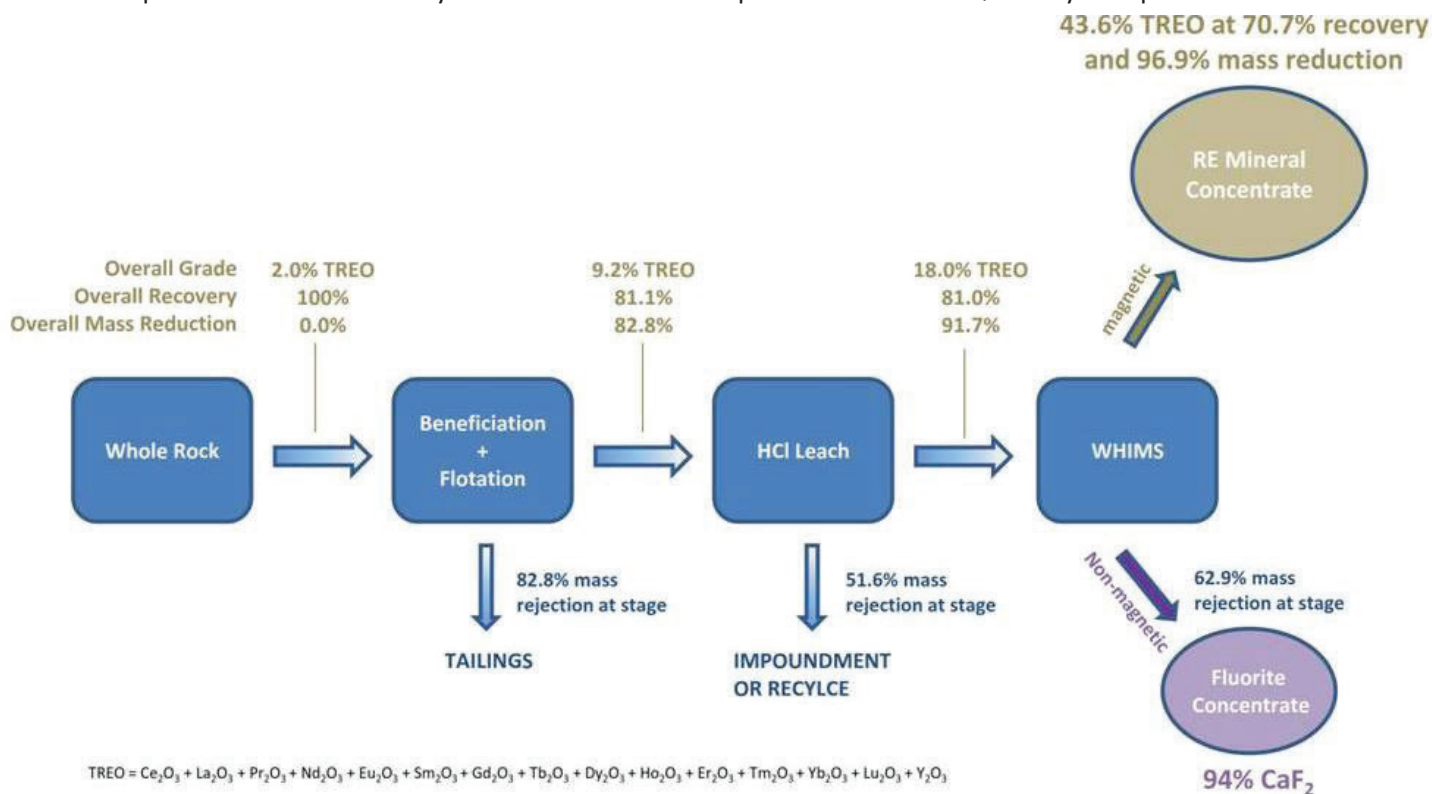
Thirdly: as noted above, xenotime hosts the highest amount of HREEs out of any known mineral, and is therefore the most in-demand REE mineral in the world. Companies hosting minerals such as xenotime and monazite have the ability to produce a mineral concentrate of +30% TREO and, in turn, produce downstream products of value. These are exactly what China is looking for to increase imports because even they – the Chinese – are

short of these, which of course they – the Chinese – know how to process through to the separated oxides that they vitally need for their domestic industries. The more HREEs the better, but remember: neodymium and europium are also in short supply and high demand and are very important REEs to have in the mix.

Below is Commerce's simple flowsheet to produce a 44% TREO mineral concentrate from a 2% TREO feed material from its Ashram Deposit. **This process is simple** (very few steps), **utilizes common and historically proven techniques**, requires minimal consumables, and thus, is very likely an effective, realistic, and economic process as I expect to be confirmed easily by the forthcoming PFS.

“How much of Ashram deposit is Critical Rare Earths/HREE's, and what is the breakdown. Europium is considered LREE's to which there is an abundance. China and ROW. Surely Critical and Heavies are the most valuable rare earths right now. So to compare Quest's Critical rare earths portfolio, with LREE's, Is like comparing Gold to Silver.”

Of the TREO, approximately 19% of the Ashram Resource and 24% of the Ashram MHREO Zone are comprised of CREO. This equates to roughly 65% and 72% of the value per tonne of ore. Quest by comparison has a CREO dis-



tribution of 40% for the Strange Lake Granite and 48% for the Strange Lake Enriched Zone with approximately two-thirds of the CREO consisting of yttrium. For the europium distribution (percentage of TREO), the total Ashram Resource has 0.46% and the MHREO Zone 0.76% with the Strange Lake Granite and Enriched Zone being 0.14% and 0.12% respectively.

However, as explained earlier in this follow-up article, it is not as simple as comparing gold to silver. The demand for Neodymium, an LREE and also a CREE, is estimated at more than twice that of all the HREEs combined! Further: europium, geologically and scientifically an LREE (also a CREE), is the most valuable, from a price per kg perspective, than any other REE, with no substitutes known for it. Too often all the LREEs and HREEs are grouped together when in reality each element has its very own supply/demand fundamentals. Having a well-balanced distribution over all the CREEs I think is more important than being too weighted in the HREEs, and is why I believe Commerce is at the top of the pack. Further, and perhaps most importantly, Commerce has demonstrated that they have mineralogy and metallurgy that works.

“I have the same critique of this article. Nothing on the breakdown of TREO. Price difference between materials in this space is of major importance, especially to leave out a chart of HREE comparisons and to not even make them part of the article.”

This was not the point of the article as metallurgy was, which is as important, if not more important, than REE distribution I would argue. However, I do agree that no complete evaluation of a REE deposit can be done without a discussion of the REE distribution and is something this follow-up article sought to address for our readers.

“Jack Lifton arguments/propagates at the moment that the COMPOSITION of a deposit is the most important aspect. And then he also has an interesting list of 4 other criterias. This is what we should consider for ASHRAM as well: “... the choice of ... deposits ... should be made on the basis of the distribution of the TREEs contained. The other key factors to be considered are: 1. Grade and the extent of the deposit, 2. Radionuclides contained, 3. Ease (cost, safety, and containment) of extraction of the desired REEs from the radionuclides, and 4. Cost of separation/purification of the desired REEs from all of the contained REEs and non radionuclide contaminants (Fe, Al, F, etc). Note well that factors 2 and 3, and, lately, 4 more

and more are coming to trump factor 1 due to advances in our understanding of the chemistries of: (A) Ore leaching (called the “metallurgy” in mining engineering), and of (B) Mineral beneficiation (concentration), and of (C) Rare earths’ separation from each other as well as of the chemical engineering issues arising from scaling up such chemistries to production levels.”

Jack is well-regarded in the industry; however, I would argue that a low-grade can be solved with economic upgrading to a mineral concentrate via good mineralogy/metallurgy, as long as the tonnage is supportive. Also, essentially all REE deposits will have the presence of radionuclides, and thus, it is not overly relevant to evaluating a REE deposit, assuming they can demonstrate those radionuclides can be removed. All comments on costs of beneficiation, metallurgy, and separation are all valid and go back to one fundamental attribute of any deposit: the mineralogy. Simple equals lower costs, and complex equals higher costs. REE distribution is a factor as well for sure; however, it must be economic to get out of the rock and too often this aspect is ignored. It all starts at the front end, that being the REE minerals present. Hence, Commerce as my top pick in the space.

“Quest’s OPEX is far more than that of CCE. But they also want to produce a lot of by-products what can be supportive if the costs are serious. Quest only plans to mine 180 days per year. CCE plans to mine all year around, 350 days. Waste strip ratio is 5.2:1 with Quest and 0.19:1 with CCE. That means Quest must mine 5 times as much mass as CCE, to get the same amount of ore for the mill. And that is with half of the mining days per year. Thus, they would need 10 times of the mine equipment to accomplish that. Not bad. They will have calculated that already. Less deterioration (of mine equipment) if they do not operate in deepest winter. Other advantages. However, the ore for the mill must then be transported completely over land to the port. Quest calculates with 168 km of road, whereas CCE as per their PEA with 185 km. Quest wants to transport 1.44 million tons per year and calculates an OPEX with \$114 million for the complete transport and logistics in one single year. There will be a lot more to the transportation of ore. However, the lion’s share will be on the transportation of ore. CCE calculates in its PEA with 21.000 tons of concentrate per year that must be brought to the port and calculates for this position \$5 million. For 70 times as

much quantity, Quest only has 23 times the costs. Maximum. Respect. This is probably a quantity discount from the logistics companies. However, Quest in their PEA only calculated \$35 million CAPEX for the construction of the road. Now in the PFS they are already at \$258 million. And the ore should be processed as slurry and then pumped through pipelines to the port. If there are mistakes in my calculations, please inform me."

Quest vastly underestimated that cost in their PEA, as is evidenced by their PFS. A pipeline slurry may be an option, but is not so simple. It requires pumping stations, heating, and access still for maintenance. Like Quest, Commerce prefers a road route; however, unlike Commerce, Quest must build across the grain of the terrain, arguably making construction more difficult. Further, they must deal with two jurisdictions, being Quebec, and Labrador where native issues also persist. This affects permitting and environmental assessments. So, all this being said, both companies appear to prefer the road route option; however, I would argue that Commerce resides logistically, and socially, in a far better position.

Regarding the disparities in the costs of transport, I cannot really comment without a more in-depth look into the economics of that particular facet. Given Commerce's significant advancements in metallurgy since the release of their PEA, it may make more sense to wait for their PFS to compare directly with the level of Quest's study.

"I once counted how many large bridges it would take to connect Shefferfield and Kuujiag: I calculated 6. According to my understanding, the best way would be along the Caniapiscu River. Total length around 500 km. But if there will be production of oil up north in the Bay of Kuujiuag? Much more bridges were also not calculated in the PEA?"

The Commerce Ashram PEA identified three crossings that will be needed, all being relatively simple structures. The ongoing PFS has confirmed only three crossings are needed, and even shortened their length. Regarding a route to Schefferville, I understand this is a much more difficult route to take as it becomes more rugged terrain as one progresses south. I would expect more crossings, and difficult ones, would be required if a road were pushed south as opposed to north. Commerce's road route also has the added advantage of potentially forming part of the land-link proposed by the Provincial Government as part of Plan Nord.

I am not familiar with oil exploration potential in Ungava Bay.

"It must be 7 bridges. In earnest, this summer Commerce talked about optimization of the route plan and a total of 3 bridges. The road route from the mine-site to a northern docking facility has been significantly optimized and improved from the initial route evaluated in the PEA. Although the length cannot be finalized until an exact docking facility location is confirmed, the length has been reduced considerably by 25 km (from 185 km to 160 km) when compared to the PEA. Further, the three crossings noted in the PEA (40 m, 50 m and 60 m) have also been significantly reduced in size (22 m, 28 m and 42 m) due to the newly optimized route. See CCE Press-Release of June 19, 2013."

Yes, Commerce has reported that the road route has been optimized and indicates it will be shorter with smaller crossings and, perhaps most importantly, cheaper to build. I think this adds weight that Commerce did a good job being conservative in the PEA and we should not expect such a wide swing in costs as that of the Quest PEA-PFS transition, especially for the road.

"Given the latest breakthrough in Commerce Resources's metallurgy, the construction and transportation costs could be substantially reduced. So what is the revised CAPEX? Typically the largest OPEX cost for a REE project is the mineral processing and subsequent hydromet. The fundamental way to reduce this cost, for any project, is to create a mineral concentrate. What is the OPEX cost per kg?"

There is no revised CAPEX as the PFS has yet to be finalized. However, typically the largest cost to any REE mine is the mineral processing and metallurgy and this is what Commerce has put the most focus on. The PEA used a 10% TREO mineral concentrate as a base case. The current flowsheet just produced a 44% TREO mineral concentrate. Thus, the possibility of a lowered CAPEX and OPEX exists. The OPEX per kg outlined in the PEA is ~\$8/kg of REO produced (~\$95 per tonne of ore treated). Note that to properly compare OPEX per kg of REO produced or OPEX per tonne of ore, one has to take into account the end-product to be produced.

"I don't believe the revised estimates on CAPEX and OPEX have been incorporated into a revised PEA. However, on the CAPEX it is interesting to note that Ashram has considerable (I believe it is nearly ~\$200-\$250M) costs incorporated into the current

PEA for infrastructure. However, that cost will not be entirely left with CCE. There is a considerable provincial push on building out infrastructure in Quebec and other significant mining deposits of base metals in the area which means this ~\$200M cost will be shared by several interested parties. CCE's portion could be closer to ~\$50M (so a ~25%-~35% reduction in their overall CAPEX presented in the current PEA). IMPORTANT: This reduction in CAPEX will significantly improve the positive economics that are in the current PEA. I am not as clear on the OPEX savings. If anyone else has anything to add or comment on here please do."

Commerce has not released a revised PEA and is still focused on completing the PFS I assume. Regarding the PEA, Commerce was conservative and opted to include the entire cost of the road CAPEX and OPEX in their economics. In reality, I would agree: it is very possible, perhaps likely, that the Provincial Government would chip in to help build the road, with other companies in the area paying for maintenance since they will undoubtedly use the road. However, this can now only be considered as a bonus and would likely be commented further in the PFS, I would expect.

In addition, Commerce's road route has the added advantage of potentially forming part of the land link between Kuujuaq and the South as planned and studied at the PFS level by the Provincial Government and outlined in Plan Nord announced in 2011.

Preliminary Economic Assessment Highlights of the Ashram Deposit

In 2012, Commerce completed a positive Preliminary Economic Assessment on the Ashram Rare Earth Project in northern Quebec. Highlights of the study were as follows:

- Study results show a strongly positive cash flow from a 4,000 tonne per day open-pit operation at Ashram with a 25-year mine life, a pre-tax and pre-finance Net Present Value (NPV) at a 10% discount rate of \$2.32 billion, a pre-tax/pre-finance Internal Rate of Return (IRR) of 44% and a pre-tax/pre-finance payback period of 2.25 years.
- SGS's economic evaluation was based on the March 6, 2012 resource estimate which used a base case geologic cut-off grade of 1.25% TREO and provided 29.3 million tonnes (Mt) of measured and indicated resource, as well as 219.8 Mt of inferred resource averaging 1.88% TREO.

- The rare earth elements at Ashram occur in simple and well-understood mineralogy, being primarily in the mineral monazite and to a lesser extent in bastnaesite and xenotime. These minerals dominate the currently known commercial extraction processes for rare earths.

Mineral Resource Estimate and Geological Setting:

The PEA uses the updated mineral resource estimate for the Ashram Deposit (SGS Geostat, 2012), released March 6, 2012, which is an approximate 100% increase in tonnage over the Company's initial inferred mineral resource estimate. This resource includes all drilling completed at the Ashram Deposit to date (15,691.74 m in 45 holes). The mineral resource estimate is as follows:

Cut-off	Confidence	Tonnage	TREO	LREO	MREO	HREO	MHREO	MHREO/TREO
Category		(t)	(%)	(%)	(%)	(%)	(%)	(%)
1.25	Measured	1,590,000	1.77	1.60	0.089	0.085	0.17	9.8%
	Indicated	27,670,000	1.90	1.77	0.073	0.056	0.13	6.7%
	Inferred	219,800,000	1.88	1.77	0.068	0.045	0.11	6.0%

- The base case TREO cut-off grade (CoG) for the reporting of the 2012 mineral resource estimate was retained from the 2011 base case CoG of 1.25% TREO. Using the Ashram basket price of \$35.02 per kg, the marginal (mill) CoG was calculated at 0.51% TREO. Although all material above 0.51% TREO is considered economic, a mining CoG of 1.25% TREO was selected in order to maximize the mill feed grade.
- LREO (Light Rare Earth Oxides) = $\text{La}_2\text{O}_3 + \text{Ce}_2\text{O}_3 + \text{Pr}_2\text{O}_3 + \text{Nd}_2\text{O}_3$
- MREO (Middle Rare Earth Oxides) = $\text{Sm}_2\text{O}_3 + \text{Eu}_2\text{O}_3 + \text{Gd}_2\text{O}_3$
- HREO (Heavy Rare Earth Oxides) = $\text{Tb}_2\text{O}_3 + \text{Dy}_2\text{O}_3 + \text{Ho}_2\text{O}_3 + \text{Er}_2\text{O}_3 + \text{Tm}_2\text{O}_3 + \text{Yb}_2\text{O}_3 + \text{Lu}_2\text{O}_3 + \text{Y}_2\text{O}_3$
- MHREO (Middle and Heavy Rare Earth Oxides) = MREO + HREO
- MHREO / TREO, ratio expressed as a percent

The Ashram Deposit hosts a well-balanced rare earth distribution throughout in addition to significant enrichment over all five of the rare earths considered to be 'critical' (Nd, Eu, Tb, Dy, and Y). Within the overall resource, there exists a zone of more intense Middle and Heavy Rare Earth Oxide (MHREO) enrichment, termed the 'MHREO Zone'. This type of MHREO enrichment is unique to Ashram and extends from surface with significant tonnage and grade (6.55 Mt at 1.63% TREO of measured and indicated, and 2.79 Mt at 1.57% TREO of inferred). Overall, the Ashram Deposit has a pervasive enrichment in the MHREOs, with the MHREO Zone itself an area of more intense enrichment occurring directly at surface that extends to depths in excess of 175 m.

The Ashram Deposit hosts a well-balanced rare earth distribution throughout in addition to significant enrichment over all five of the rare earths considered to be 'critical' (Nd, Eu, Tb, Dy, and Y). Within the overall resource, there exists a zone of more intense Middle and Heavy Rare Earth Oxide (MHREO) enrichment, termed the 'MHREO Zone'. This type of MHREO enrichment is unique to Ashram and extends from surface with significant tonnage and grade (6.55 Mt at 1.63% TREO of measured and indicated, and 2.79 Mt at 1.57% TREO of inferred). Overall, the Ashram Deposit has a pervasive enrichment in the MHREOs, with the MHREO Zone itself an area of more intense enrichment occurring directly at surface that extends to depths in excess of 175 m.

Key Findings of the PEA

- 4,000 t/d, open-pit operation with 0.19:1 (waste:ore) strip ratio over 25 year mine life.
- Pre-tax Net Present Value (NPV) of \$2.32 billion dollars at a 10% discount rate.
- Pre-tax Internal Rate of Return (IRR) of 44% and pre-tax payback period of 2.25 years.
- Estimated capital cost of \$763 million (including 25% contingency).
- Estimated operating cost of \$95.20/tonne treated, or approximately \$7.91/ kg of rare earth oxide (REO) produced.
- Greater than 175 years worth of mineable mineralized material (open pit + underground) using a Cut-off Grade (CoG) of 1.25% TREO.
- Annual production averaging ~16,850 tonnes of rare earth oxide over life of mine, including 2,870 tonnes Nd oxide, 96 tonnes Eu oxide, 26 tonnes Tb oxide, 106 tonnes Dy oxide, and 440 tonnes Y oxide.
- Rare earth element host mineralogy (monazite, bastnaesite, and xenotime) comprises phases amenable to recovery with processing using conventional and proven techniques.

The Blue River Tantalum-Niobium Project

The second project that Commerce owns outright and has been working on since 2005 is the largest production scenario for tantalum in the world at this time: **The Blue River Tantalum-Niobium Project in British Columbia.**

Tantalum itself is the commodity that is probably in the greatest supply side shortfall out of all commodities at this time due to the shut downs of approx. 50% of former primary mining supply, even against what is the highest price that this metal has even been valued at.

As well, the current US Conflict Minerals legislation that holds all US listed companies (approx. 6,000) accountable as to where they source their tantalum from, is one of the reasons there is increased interest in Commerce's Blue River Project, as it is, and would be 100% compliant with this legislation. At this time, these 6,000 companies are in vary-

ing degrees of scrambling to prepare and file their required Section 1502 to the SEC by May 31, 2014, stating definitively where they and their suppliers source their tantalum from, with the intent that this procurement is not aiding and abetting the ongoing conflict in the Democratic Republic of the Congo (DRC).

Arguably this legislation and this required procurement report has put the global tantalum market under the microscope and anyone who has looked through that microscope would understand that there are significant issues and concerns about it.

Firstly, there are the shutdowns of former producing tantalum mines in Australia, Mozambique, Canada and Ethiopia. Secondly, the current system to ascertain and certify what production coming from the DRC maybe 'conflict free' is a black box, with no public disclosure of the inputs; at a minimum this should raise significant red flags about the veracity of the system itself and thereby to the statements that anyone at this time is truly "conflict free".

Commerce released the PEA for Blue River in the fall of 2011. Since the PEA for Blue River has been released in late 2011, Commerce increased the resource at the Upper Fir Deposit by +30% and has increased the recovery rate by +10% as to what was used in the PEA.

The production scenario in the PEA outlined the ability of Blue River to be able to produce +700,000 lbs of technical grade tantalum oxide, as well as +6 million lbs of technical grade niobium oxide per year.

In 2011, Commerce Resources completed a positive Preliminary Economic Assessment on the Upper Fir Deposit. Highlights of the study were as follows:

- Study results show a positive cash flow for a potential 7500 tonnes per day underground operation at the Upper Fir, with cash costs of \$C24.91 per kilogram of tantalum metal (net of niobium metal credits) in a technical grade oxide product.
- AMEC's economic evaluation was based on the September 29, 2011 mineral resource base of 36.4 million tonnes of Indicated mineral resource containing 195 ppm (gpt) Ta₂O₅ and 1,700 ppm (gpt) Nb₂O₅ plus 6.4 million tonnes of Inferred mineral resource containing 199 ppm (gpt) Ta₂O₅ and 1890 ppm (gpt) Nb₂O₅.
- The PEA identified opportunities for optimization in the geology and mining areas.

Disclaimer and Information on Forward Looking Statements:

All statements in this report, other than statements of historical fact should be considered forward-looking statements. Much of this report is comprised of statements of projection. Statements in this report that are forward looking include that rare earth element prices are expected to rebound; that Commerce Resources Corp. can and will start developing its projects into a mine; that exploration has or will discover a mineable deposit. These statements involve known and unknown risks, uncertainties and other factors that may cause actual results or events to differ materially from those anticipated in these forward-looking statements. Risks and uncertainties respecting mineral exploration companies are generally disclosed in the annual financial or other filing documents of Commerce Resources Corp. and similar companies as filed with the relevant securities commissions, and should be reviewed by any reader of this report. In addition, with respect to Commerce Resources Corp., a number of risks relate to any statement of projection or forward statements, including among other risks: the receipt of all necessary approvals; the ability to conclude a transaction to build the mine; uncertainty of future production, capital expenditures and other costs; financing and additional capital requirements for exploration, development and construction of a mine; the receipt in a timely fashion of further permitting for its projects; legislative, political, social or economic developments in the jurisdictions in which Commerce Resources Corp. carries on business; operating or technical difficulties in connection with mining or development activities; the ability to keep key employees and operations financed. There can be no assurance that such statements will prove to be accurate, as actual results and future events could differ materially from those anticipated in such statements. Accordingly, readers should not place undue reliance on forward-looking information. Rockstone and the author of this report do not undertake any obligation to update any statements made in this report.

Disclosure of Interest and Advisory Cautions:

Nothing in this report should be construed as a solicitation to buy or sell any securities mentioned. Rockstone, its owners and the author of this report are not registered broker-dealers or financial advisors. Before investing in any securities, you should consult with your financial advisor and a registered broker-dealer. Never make an investment based solely on what you read in an online or printed report, including Rockstone's report, especially if the investment involves a small, thinly-traded company that isn't well known. The author of this report is paid by Zimtu Capital Corp., a TSX Venture Exchange listed investment company. Part of the author's responsibilities at Zimtu is to research and report on companies in which Zimtu has an investment. So while the author of this report is not paid directly by Commerce Resources Corp., the author's employer Zimtu will benefit from appreciation of Commerce Resources Corp.'s stock price. In addition, the author and/or Rockstone own shares and/or stock option of Commerce Resources Corp. and would benefit from volume and price appreciation of its stock. In some cases, the companies the author features have one or more common directors with Zimtu Capital Corp. Rockstone's and the author's views and opinions regarding the companies we feature in our reports are our own views and are based on information that we have received, which we assumed to be reliable. We have not undertaken independent due diligence of the information we received. Rockstone and the author of this report do not guarantee the accuracy, completeness, or usefulness of any content of this report, nor its fitness for any particular purpose. Lastly, we do not guarantee that any of the companies mentioned in our reports will perform as we expect, and any comparisons we have made to other companies may not be valid or come into effect.

Commerce Resources Corp.'s Project Camp on the Eldor Property in Quebec, Canada:



North End of the Ashram Deposit:



Ashram B Zone Sample:



Centre Pond Looking South (Ashram):



DISCLAIMER

The author holds shares of Commerce Resources Corp. and may sell those any time without notice. Please read the full disclaimer on www.rockstone-research.com as none of this content is to be construed as an "investment advice". The author of this article has been paid to write about Commerce Resources Corp. indirectly. As well, the author may own shares or options of Commerce Resources Corp., and therefore would financially benefit from volume and price appreciation. The author may buy or sell securities of Commerce Resources Corp. at any time, without notice to the market. This article is intended for information use only, and the author is not a registered investment advisor. Readers should never make investment decisions based solely on what they read in a featured company article, and should seek the advice of a registered investment advisor to determine if a potential investment is suitable.